




FACTBOOK 2025



BRATISLAVA STOCK EXCHANGE

CONTENTS

INTRODUCTION	2
BSSE ANNUAL ATATISTICS	5
BSSE MEMBERS	27
MTF ANNUAL STATISTICS	30

INTRODUCTION

SECURITIES ON THE STOCK EXCHANGE MARKETS

As of the last trading day of 2025, 233 issues of securities (shares and bonds) were placed on the Bratislava Stock Exchange (BSSE) markets, of which 32 issues on the main listed market, 11 issues on the parallel listed market and 190 issues on the regulated free market. Of the above issues of securities, 3 issues were denominated in USD.

Issues admitted in 2025

A total of 52 new issues of securities by domestic issuers in the total nominal value of 10.612 billion EUR began to be traded on the BSSE markets in 2025. The main listed market expanded by 5 new issues of government bonds in 2025. The number of issues on the regulated free market increased by 47 issues of securities (14 issues of bank bonds, 29 issues of corporate bonds and 4 issues of shares).

In addition to newly admitted issues of bonds, the inflow of new capital to the BSSE markets was also realized through the admission of new tranches of already admitted bonds in 2025. This way, in 2025, the issued volume of 9 issues of government bonds, 23 issues of corporate bonds and 10 issues of bank bonds increased, while the total nominal value of the admitted capital amounted to 6.460 billion EUR.

The total value of the capital newly admitted to the BSSE markets thus represented 17.072 billion EUR.

Termination of trading of issues in 2025

In the twelve months of 2025, trading of 4 issues of shares in the total nominal of 17.395 mil. EUR was terminated, of which 2 were terminated at the request of the issuer and 2 were excluded from trading due to non-fulfilment of the issuer's information obligations.

In the monitored period, due to the maturity of bonds, the BSSE terminated trading of 2 issues of government bonds in the amount of 6.0 billion EUR on the main listed market and terminated trading with 1 issue of mortgage bonds in the amount of 16.596 mil. EUR on the parallel listed market.

Trading of 58 issues of debt securities (7 issues of mortgage bonds, 27 issues of corporate bonds and 24 issues of bank bonds) in the total amount of 2.595 billion EUR was terminated on the regulated free market.

TRADING

In 2025, the Bratislava Stock Exchange (BSSE) and its electronic trading system were open for its members for 249 trading days. In the given period, a total of 10,059 transactions took place, in which 12,276,979 securities were traded and the achieved financial volume reached the value of 426.63 mil. EUR. Compared to the trading results for 2024, this represented an increase in the number of executed transactions (23.76%), a decrease in the number of traded securities (24.75%) and a decrease in the achieved financial volume (1.81%). During the twelve months of 2025, the number of electronic order book trades amounted to 10,059 transactions with the total financial volume of 426.63 mil. EUR, which represented a decrease of 1.81% on a year-on-year basis. No negotiated deals took place in the monitored period. In the monitored period, 99.23% of the total achieved financial volume was achieved from bond trading. During 249 trading days, debt securities in the financial volume of 423.34 mil. EUR were bought or sold (a decrease of 1.85% in a year-on-year

comparison). The volume of traded issues of equity securities in 2025 amounted to 3.29 mil. EUR (an increase of 4.42% in a year-on-year comparison).

As in 2024, no REPO deal took place in 2025.

The share of turnover of transactions executed by non-residents in the total turnover of transactions in 2025 accounted for 24.95%, of which 21.36% represented the buy side and 28.54% represented the sell side. The share of natural persons in the total turnover accounted for 3.01%, the remaining part was represented by legal persons.

Trading of shares

As of the last trading day of 2025, the BSSE recorded 32 issues of shares (24 issuers) on its markets, of which 1 issue was placed on the main listed market, 3 issues were placed on the parallel listed market and 28 issues of shares were placed on the regulated free market.

The market capitalization of equity securities traded on the BSSE markets at the end of 2025 recorded a year-on-year increase of 8.22% to the level of 2.47 billion EUR. The actual market capitalization, i.e. the market capitalization attributable to the issues that have historically had at least one market price with the exception of participation certificates, amounted to 2.44 billion EUR (an increase of 8.33% on a year-on-year basis) and participated in the overall market capitalization with 98.66%. The market capitalization of issues of shares placed on the listed securities market recorded a decrease of 5.4 % to the level of 0.43 billion EUR.

In the monitored period, the traded volume of shares (including mandatory takeover bids) in absolute terms amounted to 3.29 mil. EUR and compared to the same period in 2024 recorded an increase of 4.42%. The members were interested in shares of domestic companies in 733 transactions, in which 104,132 securities were traded. On a year-on-year basis this represented a decrease in the number of concluded transactions of 7.33% while the number of traded securities increased by 22.72%. In 2025, no direct transactions with the issues of equity securities took place. In the monitored period, the number of electronic order book trades amounted to 733 transactions (the total achieved financial volume of 3.29 mil. EUR). On a year-on-year basis this represented an increase of 4.42% in the volume achieved from electronic order book trades.

In 2025, from the point of view of the achieved financial volume, the most significant issues of shares on the listed securities market included Tatry Mountain Resorts (1.24 mil. EUR, 501 deals) and Biotika a.s. (0.01 mil. EUR, 81 deals). Apart from takeover bids, the issue of shares of TAM AP Real.f.u.p.f. (0.99 mil. EUR, 7 deals), Tatra banka (0.40 mil. EUR, 13 deals) and Garfin Holding 02 (0.01 mil. EUR, 58 deals) reached the first place in the ranking of the most successful titles in terms of volume on the BSSE regulated free market in 2025.

In 2025, 1 new mandatory takeover bid was announced, which was terminated that year at the BSSE. The financial volume of deals achieved from the executed takeover bids in 22 transactions amounted to 0.64 mil. EUR. The share of the volume of deals from takeover bids in the total volume of deals from shares represented 19.45% and 3.00% transactions with equity securities took place within these bids.

The share of turnover of transactions executed by non-residents in the total turnover of transactions with shares in 2025 accounted for 13.79%, of which 13.46% represented the buy side and 9.81% represented the sell side.

No issue of shares was included in the market maker module (MMM) in 2025.

Trading of bonds

As of the last trading day of 2025, it was possible to close the deals with 201 issues of bonds (15 issues of mortgage bonds, 21 issues of covered bonds, 31 issues of government bonds, 43 issues of bank bonds, 91 issues of corporate bonds) on the BSSE markets, of which 31 issues were placed on the main listed market, 8 issues were placed on the parallel listed market and 162 issues were placed on the regulated free market, of which 21 issues were placed in the qualified investor segment.

At the end of 2025, the market capitalization of debt securities admitted to the BSSE markets amounted to 83.84 billion EUR, which compared to the same period of 2024 represented an increase of 5.36%. The market capitalization of bonds traded on the listed securities market recorded an increase of 8.56% to the level of 74.82 billion EUR since the end of December last year.

During the twelve months of 2025, a total of 9,326 bond transactions took place, in which 12,172,847 securities were traded (the financial volume reached the value of 423.34 mil. EUR). Compared to the same period of 2024, there was an increase in the number of transactions (27.11%), a decrease in the number of traded securities (25.00%) and a decrease in the financial volume (1.85%). In 2025, no negotiated deal with issues of debt securities took place. The number of electronic order book trades amounted to 9,326 transactions (the total financial volume of 423.34 mil. EUR).

Among the private sector debt securities issues there were mainly the issues of JTEF VI 2025 (41.42 mil. EUR, 209 deals), JTREF bonds 2025 (37.87 mil. EUR, 876 deals) and EUROVEA II bonds 2025 (22.09 mil. EUR, 733 deals). The issue of JTREF 2025 reached the highest number of deals (876) that year. Trading with two government bonds No. 254 Patriot (1.94 mil. EUR, 60 deals) and No. 253 Investor (0.67 mil. EUR, 33 deals) took place in the public sector in 2025. The share of turnover of transactions executed by non-residents in the total turnover of transactions with bonds in 2025 accounted for 25.07%, of which 21.43% represented the buy side and 28.71% represented the sell side.

As of the last trading day of 2025, it was possible to close deals with 21 issues in the market maker module.

INDEXES

The SAX Index closed the year of 2025 at the level of 294.00 points, which represented a decrease of 0.35% since the end of the previous year. The year-on-year changes in base titles in 2025 were as follows: Biotika (-33.33%; 10.00 EUR), Tatry Mountain Resorts (-9.45%; 18.40 EUR), Tatra banka (16.67%; 24.500 EUR), VIPO (70.00%; 68.0 EUR), GEVORKYAN (1.89%; 10.8 EUR) and DOLKAM Šuja (0%; 200.0 EUR).

In 2025, two regular revisions of base composition of the SAX Index took place:

- On 13th January 2025, a regular revision of the base composition of the SAX index was carried out in accordance with the SAX index construction rules. The purpose of the revision was to assess the trading performance of the base components in the second half of 2024 and to determine the index base for the following six-month period. During the revision, the Commission approved the existing index base while maintaining a maximum weighting of 20% for individual base components in the index base and set the adjustment factors to the same value.
- On 8th July 2025, a regular revision of the base composition of the SAX index was carried out in accordance with the SAX index construction rules. The purpose of the revision was to assess the trading performance of the base components in the first half of 2025 and to determine the index base for the following six-month period. During the revision, the Commission approved the existing index base while maintaining a maximum weighting of 20% for individual base components in the index base and set the adjustment factors to the same value.

BSSE ANNUAL STATISTICS

BSSE TRADING VOLUMES OVER LAST 15 YEARS

TOTAL VOLUMES

YEAR	ELECTRONIC ORDER BOOK TRANSACTIONS			NEGOTIATED TRANSACTIONS			TOTAL			
	VOLUME (EUR)	AMOUNT (UNITS)	NO. OF TR.	VOLUME (EUR)	AMOUNT (UNITS)	NO. OF TR.	VOLUME (EUR)	VOLUME (USD)	AMOUNT (UNITS)	NO. OF TR.
2011	111 954 679	31 577 658	7 752	18 789 314 469	4 140 624 273	2 051	18 901 269 148	26 686 712 147	4 172 201 931	9 803
2012	156 266 367	23 685 777	13 213	8 303 315 121	6 798 346 979	2 838	8 459 581 488	10 992 416 046	6 822 032 756	16 051
2013	117 640 803	8 336 926	10 009	8 066 033 927	6 739 979 482	3 679	8 183 674 730	10 872 460 124	6 748 316 408	13 688
2014	169 947 011	2 524 276	8 787	8 172 311 741	6 990 573 603	2 482	8 342 258 752	11 053 549 638	6 993 097 879	11 269
2015	198 372 419	580 410	6 338	9 332 626 757	7 924 908 661	1 998	9 530 999 176	10 551 629 495	7 925 489 071	8 336
2016	210 381 594	731 145	6 599	6 982 780 441	6 027 202 090	1 557	7 193 162 036	7 919 929 585	6 027 933 235	8 156
2017	160 703 331	5 423 499	5 573	7 079 395 144	6 380 625 877	1 734	7 240 098 475	8 124 455 824	6 386 049 376	7 307
2018	478 864 014	481 528	10 096	826 550	29 821	3	479 690 564	558 806 958	511 349	10 099
2019	237 000 618	345 095	6 058	628	4	1	237 001 246	264 679 835	345 099	6 059
2020	190 382 347	3 840 839	5 728	1 763 320	26	1	192 145 667	220 528 778	3 840 865	5 729
2021	241 441 469	424 405	7 340	284	10	1	241 441 753	283 570 266	424 415	7 341
2022	317 182 517	700 201	9 665	0	0	0	317 182 517	332 219 868	700 201	9 665
2023	320 097 477	341 072	7 302	0	0	0	320 097 477	346 971 168	341 072	7 302
2024	434 452 812	16 314 969	8 127	19 000	1 000	1	434 471 812	470 535 795	16 315 969	8 128
2025	426 627 344	12 276 979	10 059	0	0	0	426 627 344	487 184 034	12 276 979	10 059

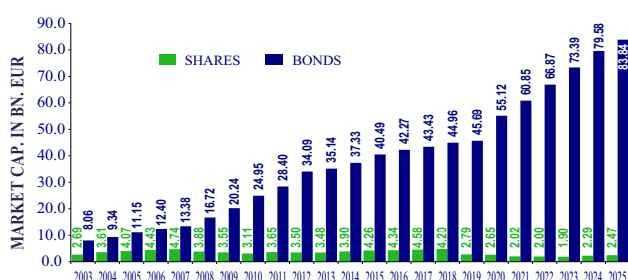
SHARES

YEAR	ELECTRONIC ORDER BOOK TRANSACTIONS			NEGOTIATED TRANSACTIONS			TOTAL			
	VOLUME (EUR)	AMOUNT (UNITS)	NO. OF TR.	VOLUME (EUR)	AMOUNT (UNITS)	NO. OF TR.	VOLUME (EUR)	VOLUME (USD)	AMOUNT (UNITS)	NO. OF TR.
2011	44 962 364	2 119 858	7 167	303 605 654	14 892 883	268	348 568 018	493 250 218	17 012 741	7 435
2012	58 091 013	2 805 746	12 052	68 300 497	2 384 695	508	126 391 510	164 613 851	5 190 441	12 560
2013	38 926 427	2 079 540	8 098	40 619 688	921 817	1 399	79 546 115	105 155 905	3 001 357	9 497
2014	8 218 665	765 670	5 387	47 850 432	3 265 129	367	56 069 097	71 087 727	4 030 799	5 754
2015	5 797 965	146 166	2 359	10 345 292	632 744	132	16 143 256	17 725 942	778 910	2 491
2016	6 825 663	140 652	2 069	4 271 601	46 871	55	11 097 265	12 379 899	187 523	2 124
2017	14 177 915	1 665 813	1 647	3 237 824	142 590	22	17 415 739	19 486 560	1 808 403	1 669
2018	8 464 210	222 038	1 985	826 550	29 821	3	9 290 761	11 054 381	251 859	1 988
2019	12 931 973	196 578	2 094	628	4	1	12 932 601	14 500 069	196 582	2 095
2020	14 759 647	3 544 837	1 426	0	0	0	14 759 647	16 614 598	3 544 837	1 426
2021	11 880 465	268 505	2 010	284	10	1	11 880 749	14 297 889	268 515	2 011
2022	5 731 990	372 742	1 503	0	0	0	5 731 990	6 113 741	372 742	1 503
2023	2 852 917	116 205	614	0	0	0	2 852 917	3 078 301	116 205	614
2024	3 129 912	83 852	790	19 000	1 000	1	3 148 912	3 395 872	84 852	791
2025	3 288 151	104 132	733	0	0	0	3 288 151	3 729 530	104 132	733

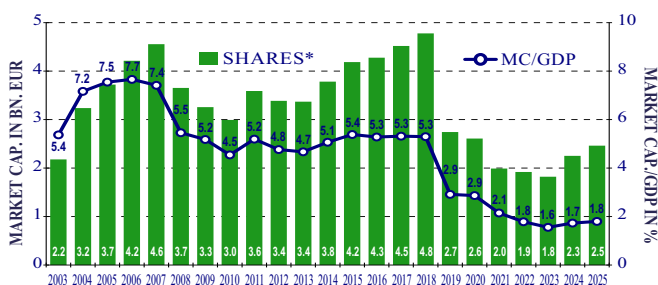
BONDS

YEAR	ELECTRONIC ORDER BOOK TRANSACTIONS			NEGOTIATED TRANSACTIONS			TOTAL			
	VOLUME (EUR)	AMOUNT (UNITS)	NO. OF TR.	VOLUME (EUR)	AMOUNT (UNITS)	NO. OF TR.	VOLUME (EUR)	VOLUME (USD)	AMOUNT (UNITS)	NO. OF TR.
2011	66 992 315	29 457 800	585	18 485 708 815	4 125 731 390	1 783	18 552 701 130	26 193 461 929	4 155 189 190	2 368
2012	98 175 354	20 880 031	1 161	8 235 014 624	6 795 962 284	2 330	8 333 189 978	10 827 802 196	6 816 842 315	3 491
2013	78 714 375	6 257 386	1 911	8 025 414 240	6 739 057 665	2 280	8 104 128 615	10 767 304 219	6 745 315 051	4 191
2014	161 728 346	1 758 606	3 400	8 124 461 309	6 987 308 474	2 115	8 286 189 655	10 982 461 911	6 989 067 080	5 515
2015	192 574 455	434 244	3 979	9 322 281 465	7 924 275 917	1 866	9 514 855 920	10 533 903 553	7 924 710 161	5 845
2016	203 555 931	590 493	4 530	6 978 508 840	6 027 155 219	1 502	7 182 064 771	7 907 549 686	6 027 745 712	6 032
2017	146 525 417	3 757 686	3 926	7 076 157 320	6 380 483 287	1 712	7 222 682 736	8 104 969 264	6 384 240 973	5 638
2018	470 399 804	259 490	8 111	0	0	0	470 399 804	547 752 576	259 490	8 111
2019	224 068 644	148 517	3 964	0	0	0	224 068 644	250 179 767	148 517	3 964
2020	175 622 700	296 002	4 302	1 763 320	26	1	177 386 020	203 914 180	296 028	4 303
2021	229 561 004	155 900	5 330	0	0	0	229 561 004	269 272 378	155 900	5 330
2022	311 450 527	327 459	8 162	0	0	0	311 450 527	326 106 128	327 459	8 162
2023	317 244 560	224 867	6 688	0	0	0	317 244 560	343 892 866	224 867	6 688
2024	431 322 899	16 231 117	7 337	0	0	0	431 322 899	467 139 924	16 231 117	7 337
2025	423 339 193	12 172 847	9 326	0	0	0	423 339 193	483 454 505	12 172 847	9 326

MARKET CAPITALISATION OF SHARES AND BONDS



MARKET CAPITALISATION OF SHARES* AND ITS SHARE IN GDP



* ONLY SHARES AT LEAST ONCE TRADED IN ELECTRONIC ORDER BOOK TRANSACTIONS; DOES NOT INCLUDE NOMINAL VALUE OF OTHER SHARES, INVESTMENT FUNDS' SHARES AND SHARE CERTIFICATES
 CALCULATION OF PERCENTAGE SHARE IN 2025 TAKES INTO ACCOUNT THE GDP FOR THE PERIOD OF 1Q2025-4Q2025

BASIC DATA	2025	2024	2023
NUMBER OF TRADING DAYS	249	250	247
TOTAL TRADING VOLUME (EUR)	426 627 344	434 471 812	320 097 477
AVERAGE DAILY VOLUME (EUR)	1 713 363	1 737 887	1 295 941

SHARES AND SHARE CERTIFICATES

TOTAL TRADING VOLUME (EUR)	3 288 151	3 148 912	2 852 917
AVERAGE DAILY VOLUME (EUR)	13 205	12 596	11 550
NUMBER OF ISSUES	32	32	31
MARKET OF LISTED SECURITIES	4	4	3
REGULATED FREE MARKET	28	28	28

BONDS

TOTAL TRADING VOLUME (EUR)	423 339 193	431 322 899	317 244 560
AVERAGE DAILY VOLUME (EUR)	1 700 157	1 725 292	1 284 391
NUMBER OF ISSUES	201	210	202
MARKET OF LISTED SECURITIES	39	37	35
REGULATED FREE MARKET	162	173	167

NEW CAPITAL RAISED (EUR)

PRIMARY ISSUES	1 287 271	16 657 272	0
SHARES - INCREASED REGISTERED CAPITAL	0	44 210 530	0
SHARES TOTAL	1 287 271	60 867 802	0
BONDS CDCP/EUR*	17 068 103 600	15 694 132 198	12 265 000 000
BONDS CDCP/USD***	2 365 000	0	5 000 000
BONDS CDCP/CZK**	0	0	0
BONDS TOTAL	17 070 468 600	15 694 132 198	12 270 000 000

* CDCP/EUR ... SECURITIES REGISTERED IN CENTRAL SECURITIES DEPOSITORY OF THE SLOVAK REPUBLIC AND TRADED IN EUR

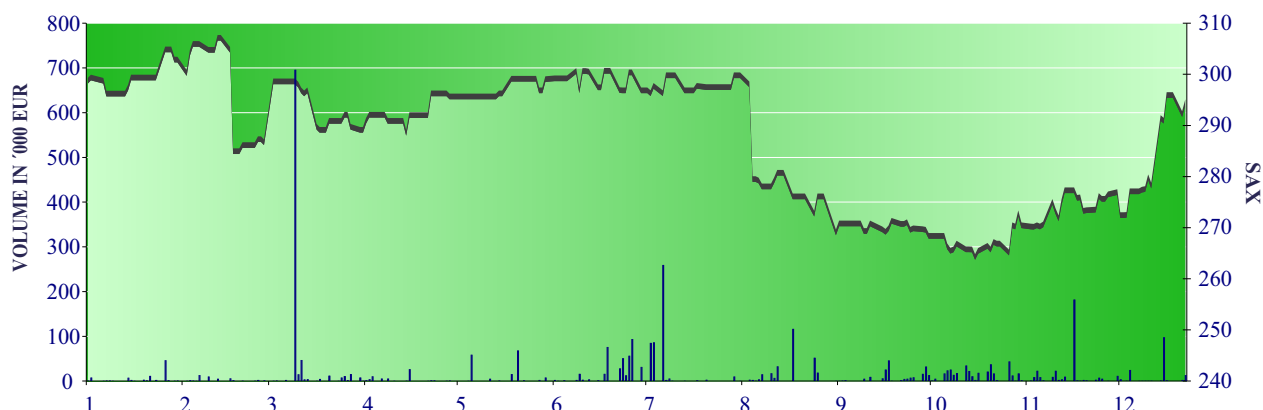
** CDCP/CZK ... SECURITIES REGISTERED IN CENTRAL SECURITIES DEPOSITORY OF THE SLOVAK REPUBLIC AND TRADED IN CZK

*** CDCP/USD ... SECURITIES REGISTERED IN CENTRAL SECURITIES DEPOSITORY OF THE SLOVAK REPUBLIC AND TRADED IN USD

PERCENTAGES IN BSSE'S TOTAL TRADING VOLUME IN 2025

	SALE	BUY	TURNOVER
FOREIGN INVESTORS	28.54%	21.36%	24.95%
NATURAL PERSONS	5.80%	0.21%	3.01%

VOLUME OF ELECTRONIC ORDER BOOK TRANSACTIONS IN SHARES AND SAX INDEX DEVELOPMENT



TOTAL TRADING VOLUME - 2025

	ELECTRONIC ORDER BOOK TRANSACTIONS			NEGOTIATED TRANSACTIONS			TOTAL			
	VOLUME (EUR)	AMOUNT (UNITS)	NO. OF TR.	VOLUME (EUR)	AMOUNT (UNITS)	NO. OF TR.	VOLUME (EUR)	VOLUME (USD)	AMOUNT (UNITS)	NO. OF TR.
01/2025	42 423 056	277 027	843	0	0	0	42 423 056	44 090 282	277 027	843
02/2025	9 340 627	295 211	388	0	0	0	9 340 627	9 724 526	295 211	388
03/2025	20 172 856	404 029	539	0	0	0	20 172 856	21 816 943	404 029	539
04/2025	17 142 812	213 435	486	0	0	0	17 142 812	19 496 520	213 435	486
05/2025	19 151 952	578 436	570	0	0	0	19 151 952	21 716 398	578 436	570
06/2025	36 188 668	552 376	776	0	0	0	36 188 668	42 413 119	552 376	776
07/2025	41 751 656	623 078	1 288	0	0	0	41 751 656	47 788 945	623 078	1 288
08/2025	39 505 512	499 212	762	0	0	0	39 505 512	46 126 636	499 212	762
09/2025	71 892 952	1 236 562	1 321	0	0	0	71 892 952	84 409 515	1 236 562	1 321
10/2025	73 653 903	1 760 023	1 343	0	0	0	73 653 903	85 099 720	1 760 023	1 343
11/2025	33 313 614	2 078 270	1 058	0	0	0	33 313 614	38 530 525	2 078 270	1 058
12/2025	22 089 736	3 759 320	685	0	0	0	22 089 736	25 970 903	3 759 320	685
SUM	426 627 344	12 276 979	10 059	0	0	0	426 627 344	487 184 034	12 276 979	10 059

SHARES - MARKET OF LISTED SECURITIES

	ELECTRONIC ORDER BOOK TRANSACTIONS			NEGOTIATED TRANSACTIONS			TOTAL			
	VOLUME (EUR)	AMOUNT (UNITS)	NO. OF TR.	VOLUME (EUR)	AMOUNT (UNITS)	NO. OF TR.	VOLUME (EUR)	VOLUME (USD)	AMOUNT (UNITS)	NO. OF TR.
01/2025	40 063	2 030	37	0	0	0	40 063	41 637	2 030	37
02/2025	42 772	2 132	37	0	0	0	42 772	44 530	2 132	37
03/2025	87 371	4 261	49	0	0	0	87 371	94 492	4 261	49
04/2025	58 021	2 867	26	0	0	0	58 021	65 987	2 867	26
05/2025	45 545	2 241	20	0	0	0	45 545	51 644	2 241	20
06/2025	153 436	7 431	50	0	0	0	153 436	179 827	7 431	50
07/2025	57 976	2 854	33	0	0	0	57 976	66 360	2 854	33
08/2025	129 684	6 486	48	0	0	0	129 684	151 419	6 486	48
09/2025	125 408	6 144	64	0	0	0	125 408	147 242	6 144	64
10/2025	358 201	19 477	122	0	0	0	358 201	413 866	19 477	122
11/2025	115 882	6 663	73	0	0	0	115 882	134 029	6 663	73
12/2025	32 808	1 846	25	0	0	0	32 808	38 572	1 846	25
SUM	1 247 169	64 432	584	0	0	0	1 247 169	1 429 605	64 432	584

BONDS - MARKET OF LISTED SECURITIES

	ELECTRONIC ORDER BOOK TRANSACTIONS			NEGOTIATED TRANSACTIONS			TOTAL			
	VOLUME (EUR)	AMOUNT (UNITS)	NO. OF TR.	VOLUME (EUR)	AMOUNT (UNITS)	NO. OF TR.	VOLUME (EUR)	VOLUME (USD)	AMOUNT (UNITS)	NO. OF TR.
01/2025	0	0	0	0	0	0	0	0	0	0
02/2025	0	0	0	0	0	0	0	0	0	0
03/2025	0	0	0	0	0	0	0	0	0	0
04/2025	0	0	0	0	0	0	0	0	0	0
05/2025	14 924	15	2	0	0	0	14 924	16 922	15	2
06/2025	121 882	122	11	0	0	0	121 882	142 846	122	11
07/2025	333 724	331	12	0	0	0	333 724	381 980	331	12
08/2025	1 348 048	1 317	19	0	0	0	1 348 048	1 573 981	1 317	19
09/2025	283 421	278	16	0	0	0	283 421	332 765	278	16
10/2025	220 121	216	14	0	0	0	220 121	254 327	216	14
11/2025	273 508	268	15	0	0	0	273 508	316 339	268	15
12/2025	19 723	19	4	0	0	0	19 723	23 189	19	4
SUM	2 615 350	2 566	93	0	0	0	2 615 350	3 042 349	2 566	93

SHARES - REGULATED FREE MARKET

	ELECTRONIC ORDER BOOK TRANSACTIONS			NEGOTIATED TRANSACTIONS			TOTAL			
	VOLUME (EUR)	AMOUNT (UNITS)	NO. OF TR.	VOLUME (EUR)	AMOUNT (UNITS)	NO. OF TR.	VOLUME (EUR)	VOLUME (USD)	AMOUNT (UNITS)	NO. OF TR.
01/2025	48 770	1 651	21	0	0	0	48 770	50 687	1 651	21
02/2025	2 288	1 455	6	0	0	0	2 288	2 382	1 455	6
03/2025	742 477	303	11	0	0	0	742 477	802 989	303	11
04/2025	1 945	1 200	21	0	0	0	1 945	2 212	1 200	21
05/2025	115 363	142	8	0	0	0	115 363	130 810	142	8
06/2025	243 388	12 176	17	0	0	0	243 388	285 251	12 176	17
07/2025	397 007	20 082	21	0	0	0	397 007	454 415	20 082	21
08/2025	139 826	610	13	0	0	0	139 826	163 261	610	13
09/2025	46 107	338	12	0	0	0	46 107	54 134	338	12
10/2025	239	114	3	0	0	0	239	277	114	3
11/2025	178 097	548	4	0	0	0	178 097	205 987	548	4
12/2025	125 474	1 081	12	0	0	0	125 474	147 520	1 081	12
SUM	2 040 983	39 700	149	0	0	0	2 040 983	2 299 924	39 700	149

BONDS - REGULATED FREE MARKET

	ELECTRONIC ORDER BOOK TRANSACTIONS			NEGOTIATED TRANSACTIONS			TOTAL			
	VOLUME (EUR)	AMOUNT (UNITS)	NO. OF TR.	VOLUME (EUR)	AMOUNT (UNITS)	NO. OF TR.	VOLUME (EUR)	VOLUME (USD)	AMOUNT (UNITS)	NO. OF TR.
01/2025	42 334 224	273 346	785	0	0	0	42 334 224	43 997 959	273 346	785
02/2025	9 295 566	291 624	345	0	0	0	9 295 566	9 677 614	291 624	345
03/2025	19 343 007	399 465	479	0	0	0	19 343 007	20 919 462	399 465	479
04/2025	17 082 846	209 368	439	0	0	0	17 082 846	19 428 321	209 368	439
05/2025	18 976 120	576 038	540	0	0	0	18 976 120	21 517 023	576 038	540
06/2025	35 669 962	532 647	698	0	0	0	35 669 962	41 805 195	532 647	698
07/2025	40 962 949	599 811	1 222	0	0	0	40 962 949	46 886 191	599 811	1 222
08/2025	37 887 954	490 799	682	0	0	0	37 887 954	44 237 975	490 799	682
09/2025	71 438 016	1 229 802	1 229	0	0	0	71 438 016	83 875 375	1 229 802	1 229
10/2025	73 075 342	1 740 216	1 204	0	0	0	73 075 342	84 431 250	1 740 216	1 204
11/2025	32 746 127	2 070 791	966	0	0	0	32 746 127	37 874 170	2 070 791	966
12/2025	21 911 731	3 756 374	644	0	0	0	21 911 731	25 761 622	3 756 374	644
SUM	420 723 843	12 170 281	9 233	0	0	0	420 723 843	480 412 156	12 170 281	9 233

AMOUNT (UNITS) - AMOUNT OF TRANSFERRED UNITS OF SECURITIES

NO. OF TR. - NUMBER OF TRANSACTIONS

USD CONVERSIONS ARE CALCULATED WITH AN EXCHANGE RATE AT THE END OF MONTH

TRADING VOLUME STRUCTURE - TOTAL TRADING VOLUME



SAX INDEX DEVELOPMENT IN 2025



BASKET AS OF DECEMBER 31, 2025

Biotika	15.51%
Tatry mountain resorts	18.36%
Tatra banka	21.37%
VIPO	10.78%
GEVORKYAN	20.16%
D O L K A M Šuja	13.82%

INDEX	JANUARY 2, 2025	DECEMBER 30, 2025	HIGH	DATE	LOW	DATE
SAX	298.178	294.004	306.587	13/02/2025	263.708	16/10/2025

SAX INDEX VALUES IN 2025

DATE	I.	II.	III.	IV.	V.	VI.	VII.	VIII.	IX.	X.	XI.	XII.
1				288.58			296.30	299.25	268.51	267.85		276.40
2	298.18			290.34	295.12	298.66	296.30		270.27	267.85		271.92
3	298.81	299.68	298.07	291.52		298.66	295.74		270.27	267.85	269.66	271.92
4		303.64	298.07	291.52		298.66	297.19	297.49	270.27		269.64	271.94
5		305.41	298.07		295.12	298.66		278.95	270.27		269.93	276.58
6		305.41	298.07		295.12	298.66		278.95		267.85	269.66	
7	298.18	305.41	298.07	291.52	295.12		295.77	278.66		265.80	270.09	
8	295.67			291.52			299.25	277.52	270.27	264.92		276.58
9	295.67			290.34	295.12	300.10	299.25		270.27	265.18		276.87
10	295.67	304.23	298.07	290.34		296.33	299.25		268.80	266.35	274.49	277.02
11		304.23	297.48	290.34		300.10	299.25	277.52	268.80		272.73	279.30
12		304.23	296.30		295.12	300.10		278.66	270.27		271.26	277.68
13	295.67	306.59	295.71		295.12	299.98		280.20		265.20	274.49	
14	295.67	306.59	296.30	290.34	295.12		296.30	280.20		265.20	276.77	
15	296.83			287.99	295.71		296.30	280.20		265.18		290.88
16	298.84			291.46	295.71	296.92	296.30		269.10	263.71		290.37
17	298.84	304.23	289.17	291.46		296.92	296.30		268.66	264.88	276.77	295.38
18		284.41	288.58			300.13	297.19	275.57	269.32		275.30	295.38
19		284.41	288.58		298.60	300.13		275.57	270.79		275.36	295.38
20	298.84	284.41	288.58		298.60	300.13		275.57		265.91	272.76	
21	298.84	285.59	290.34		298.57		296.95	275.57		265.18	272.85	
22	298.84			291.46	298.57		296.95	275.57	270.20	266.64		291.66
23	298.84			295.71	298.60	296.36	296.95		270.20	266.35		294.00
24	298.84	285.59	290.34	295.71		296.33	296.95		270.49	266.35	272.99	
25		285.59	290.34	295.71		296.30	296.95	272.19	269.06		275.66	
26		286.76	291.52		298.60	299.84		275.57	269.32		275.08	
27	304.33	286.76	291.52		298.60	299.84		275.57		264.59	275.08	
28	304.33	286.17	289.17	295.71	296.30		296.95	275.57		269.93	275.96	
29	304.33			295.12	296.30		296.95		269.17	269.66		294.00
30	302.32			295.12	298.51	296.30	299.25		269.03	272.28		294.00
31	302.32		288.58				299.25			269.93		
LOW	295.67	284.41	288.58	287.99	295.12	296.30	295.74	272.19	268.51	263.71	269.64	271.92
HIGH	304.33	306.59	298.07	295.71	298.60	300.13	299.25	299.25	270.79	272.28	276.77	295.38
AVERAGE	299.04	295.97	293.38	292.09	296.68	298.53	297.30	279.22	269.68	266.72	273.33	284.07

DEVELOPMENT OF MARKET CAPITALISATION OF SHARES

MARKET	EUR 31/12/2024	EUR 31/01/2025	EUR 28/02/2025	EUR 31/03/2025	EUR 30/04/2025	EUR 31/05/2025	EUR 30/06/2025
MARKET OF LISTED SECURITIES	453 720 159	455 488 855	460 477 968	450 737 501	449 149 788	458 005 420	462 563 466
MAIN LISTED MARKET	176 567 083	179 898 538	179 898 538	179 898 538	179 898 538	179 898 538	179 898 538
PARALLEL LISTED MARKET	277 153 076	275 590 318	280 579 430	270 838 963	269 251 250	278 106 882	282 664 928
REGULATED FREE MARKET	1 831 443 434	1 949 099 944	1 949 505 199	1 951 327 370	1 950 401 312	1 949 149 430	1 949 546 312
REAL	1 819 990 034	1 937 646 544	1 938 051 799	1 938 586 699	1 937 660 641	1 936 408 759	1 936 805 641
NOMINAL	11 453 400	11 453 400	11 453 400	12 740 671	12 740 671	12 740 671	12 740 671
SHARES TOTAL	2 285 163 593	2 404 588 799	2 409 983 167	2 402 064 871	2 399 551 100	2 407 154 850	2 412 109 778
REAL	2 252 071 945	2 371 497 151	2 376 891 519	2 367 685 952	2 365 172 181	2 372 775 931	2 377 730 859
NOMINAL	33 091 648	33 091 648	33 091 648	34 378 919	34 378 919	34 378 919	34 378 919

MARKET	EUR 31/07/2025	EUR 31/08/2025	EUR 30/09/2025	EUR 31/10/2025	EUR 30/11/2025	EUR 31/12/2025
MARKET OF LISTED SECURITIES	461 782 086	457 134 188	451 099 597	417 979 011	425 315 900	429 222 797
MAIN LISTED MARKET	179 898 538	179 898 538	179 898 538	179 898 538	179 898 538	179 898 538
PARALLEL LISTED MARKET	281 883 549	277 235 650	271 201 059	238 080 473	245 417 363	249 324 259
REGULATED FREE MARKET	1 948 246 765	1 950 671 245	1 936 124 365	1 934 791 392	1 936 501 392	2 043 662 101
REAL	1 935 506 094	1 937 930 574	1 923 383 694	1 923 301 321	1 925 011 321	2 032 172 030
NOMINAL	12 740 671	12 740 671	12 740 671	11 490 071	11 490 071	11 490 071
SHARES TOTAL	2 410 028 851	2 407 805 433	2 387 223 962	2 352 770 403	2 361 817 293	2 472 884 898
REAL	2 375 649 932	2 373 426 514	2 352 845 043	2 319 642 084	2 328 688 974	2 439 756 579
NOMINAL	34 378 919	34 378 919	34 378 919	33 128 319	33 128 319	33 128 319

MARKET	USD 31/12/2024	USD 31/01/2025	USD 28/02/2025	USD 31/03/2025	USD 30/04/2025	USD 31/05/2025	USD 30/06/2025
MARKET OF LISTED SECURITIES	473 865 334	473 389 567	479 403 612	487 472 607	510 818 054	519 332 346	542 124 382
MAIN LISTED MARKET	184 406 662	186 968 550	187 292 367	194 560 268	204 598 607	203 986 952	210 841 086
PARALLEL LISTED MARKET	289 458 673	286 421 017	292 111 245	292 912 339	306 219 447	315 345 394	331 283 296
REGULATED FREE MARKET	1 912 759 522	2 025 699 571	2 029 629 863	2 110 360 551	2 218 191 412	2 210 140 539	2 284 868 278
REAL	1 900 797 591	2 013 796 053	2 017 705 728	2 096 581 515	2 203 701 447	2 195 693 892	2 269 936 211
NOMINAL	11 961 931	11 903 519	11 924 135	13 779 036	14 489 965	14 446 647	14 932 066
SHARES TOTAL	2 386 624 856	2 499 089 138	2 509 033 475	2 597 833 158	2 729 009 466	2 729 472 884	2 826 992 660
REAL	2 352 063 939	2 464 696 989	2 474 581 761	2 560 652 357	2 689 910 322	2 690 490 628	2 786 700 566
NOMINAL	34 560 917	34 392 150	34 451 715	37 180 801	39 099 145	38 982 256	40 292 093

MARKET	USD 31/07/2025	USD 31/08/2025	USD 30/09/2025	USD 31/10/2025	USD 30/11/2025	USD 31/12/2025
MARKET OF LISTED SECURITIES	528 555 776	533 749 878	529 636 037	482 932 949	491 920 370	504 637 242
MAIN LISTED MARKET	205 911 866	210 049 533	211 218 873	207 854 770	208 070 649	211 506 711
PARALLEL LISTED MARKET	322 643 910	323 700 345	318 417 164	275 078 179	283 849 722	293 130 532
REGULATED FREE MARKET	2 229 963 247	2 277 603 746	2 273 203 617	2 235 457 975	2 239 757 510	2 402 733 532
REAL	2 215 380 275	2 262 727 738	2 258 244 795	2 222 182 347	2 226 468 094	2 389 224 656
NOMINAL	14 582 972	14 876 007	14 958 822	13 275 628	13 289 416	13 508 876
SHARES TOTAL	2 758 519 023	2 811 353 624	2 802 839 654	2 718 390 924	2 731 677 881	2 907 370 775
REAL	2 719 168 912	2 771 212 798	2 762 475 365	2 680 114 464	2 693 361 667	2 868 421 810
NOMINAL	39 350 111	40 140 826	40 364 289	38 276 460	38 316 214	38 948 965

DEVELOPMENT OF NUMBER OF ISSUES

MARKET	31/12/2024	31/01/2025	28/02/2025	31/03/2025	30/04/2025	31/05/2025	30/06/2025
MARKET OF LISTED SECURITIES	4	4	4	4	4	4	4
MAIN LISTED MARKET	1	1	1	1	1	1	1
PARALLEL LISTED MARKET	3	3	3	3	3	3	3
REGULATED FREE MARKET	28	27	27	31	31	31	31
REAL	23	22	22	22	22	22	22
NOMINAL	5	5	5	9	9	9	9
SHARES TOTAL	32	31	31	35	35	35	35
REAL	25	24	24	24	24	24	24
NOMINAL	7	7	7	11	11	11	11

MARKET	31/07/2025	31/08/2025	30/09/2025	31/10/2025	30/11/2025	31/12/2025
MARKET OF LISTED SECURITIES	4	4	4	4	4	4
MAIN LISTED MARKET	1	1	1	1	1	1
PARALLEL LISTED MARKET	3	3	3	3	3	3
REGULATED FREE MARKET	30	30	30	28	28	28
REAL	21	21	21	20	20	20
NOMINAL	9	9	9	8	8	8
SHARES TOTAL	34	34	34	32	32	32
REAL	23	23	23	22	22	22
NOMINAL	11	11	11	10	10	10

REAL ... MARKET CAPITALISATION OF ISSUES THAT HAVE A MARKET PRICE

NOMINAL ... NOMINAL VALUE OF ISSUES THAT HAVE NOT HAD A MARKET PRICE SO FAR

USD CONVERSIONS ARE CALCULATED WITH AN EXCHANGE RATE AT THE END OF MONTH

DEVELOPMENT OF MARKET CAPITALISATION OF BONDS

MARKET	EUR 31/12/2024	EUR 31/01/2025	EUR 28/02/2025	EUR 31/03/2025	EUR 30/04/2025	EUR 31/05/2025	EUR 30/06/2025
MARKET OF LISTED SECURITIES	68 919 473 792	69 849 173 792	73 736 573 792	74 287 373 792	75 432 873 792	73 114 473 792	74 534 423 792
MAIN LISTED MARKET	68 761 569 600	69 691 269 600	73 578 669 600	74 129 469 600	75 274 969 600	72 956 569 600	74 376 519 600
CDCP/EUR	68 761 569 600	69 691 269 600	73 578 669 600	74 129 469 600	75 274 969 600	72 956 569 600	74 376 519 600
OTHERS	0	0	0	0	0	0	0
PARALLEL LISTED MARKET	157 904 192	157 904 192	157 904 192	157 904 192	157 904 192	157 904 192	157 904 192
CDCP/EUR	157 904 192	157 904 192	157 904 192	157 904 192	157 904 192	157 904 192	157 904 192
OTHERS	0	0	0	0	0	0	0
REGULATED FREE MARKET	10 660 738 101	10 699 205 731	10 383 264 585	9 828 463 203	9 794 930 762	9 687 494 551	9 551 212 612
CDCP/EUR	10 660 738 101	10 699 205 731	10 383 264 585	9 828 463 203	9 794 930 762	9 687 494 551	9 551 212 612
OTHERS	0	0	0	0	0	0	0
BONDS TOTAL	79 580 211 893	80 548 379 523	84 119 838 377	84 115 836 995	85 227 804 554	82 801 968 343	84 085 636 404
CDCP/EUR	79 580 211 893	80 548 379 523	84 119 838 377	84 115 836 995	85 227 804 554	82 801 968 343	84 085 636 404
OTHERS	0	0	0	0	0	0	0

MARKET	EUR 31/07/2025	EUR 31/08/2025	EUR 30/09/2025	EUR 31/10/2025	EUR 30/11/2025	EUR 31/12/2025
MARKET OF LISTED SECURITIES	74 536 298 792	74 533 423 792	75 094 676 832	72 353 351 832	74 814 899 332	74 821 951 832
MAIN LISTED MARKET	74 378 394 600	74 375 519 600	74 953 369 600	72 212 044 600	74 673 592 100	74 680 644 600
CDCP/EUR	74 378 394 600	74 375 519 600	74 953 369 600	72 212 044 600	74 673 592 100	74 680 644 600
OTHERS	0	0	0	0	0	0
PARALLEL LISTED MARKET	157 904 192	157 904 192	141 307 232	141 307 232	141 307 232	141 307 232
CDCP/EUR	157 904 192	157 904 192	141 307 232	141 307 232	141 307 232	141 307 232
OTHERS	0	0	0	0	0	0
REGULATED FREE MARKET	9 581 764 666	9 376 536 624	9 223 488 422	9 044 575 554	8 980 654 091	9 022 450 864
CDCP/EUR	9 581 764 666	9 376 536 624	9 223 488 422	9 044 575 554	8 980 654 091	9 022 450 864
OTHERS	0	0	0	0	0	0
BONDS TOTAL	84 118 063 458	83 909 960 416	84 318 165 254	81 397 927 386	83 795 553 423	83 844 402 696
CDCP/EUR	84 118 063 458	83 909 960 416	84 318 165 254	81 397 927 386	83 795 553 423	83 844 402 696
OTHERS	0	0	0	0	0	0

MARKET	USD 31/12/2024	USD 31/01/2025	USD 28/02/2025	USD 31/03/2025	USD 30/04/2025	USD 31/05/2025	USD 30/06/2025
MARKET OF LISTED SECURITIES	71 979 498 428	72 594 246 322	76 767 146 975	80 341 794 756	85 789 807 364	82 904 501 833	87 354 344 684
MAIN LISTED MARKET	71 814 583 290	72 430 136 495	76 602 752 921	80 171 021 372	85 610 222 926	82 725 454 269	87 169 280 971
CDCP/EUR	71 814 583 290	72 430 136 495	76 602 752 921	80 171 021 372	85 610 222 926	82 725 454 269	87 169 280 971
OTHERS	0	0	0	0	0	0	0
PARALLEL LISTED MARKET	164 915 138	164 109 827	164 394 054	170 773 384	179 584 438	179 047 563	185 063 713
CDCP/EUR	164 915 138	164 109 827	164 394 054	170 773 384	179 584 438	179 047 563	185 063 713
OTHERS	0	0	0	0	0	0	0
REGULATED FREE MARKET	11 134 074 873	11 119 684 516	10 810 016 759	10 629 482 954	11 139 774 756	10 984 650 072	11 194 021 181
CDCP/EUR	11 134 074 873	11 119 684 516	10 810 016 759	10 629 482 954	11 139 774 756	10 984 650 072	11 194 021 181
OTHERS	0	0	0	0	0	0	0
BONDS TOTAL	83 113 573 301	83 713 930 838	87 577 163 734	90 971 277 710	96 929 582 119	93 889 151 905	98 548 365 866
CDCP/EUR	83 113 573 301	83 713 930 838	87 577 163 734	90 971 277 710	96 929 582 119	93 889 151 905	98 548 365 866
OTHERS	0	0	0	0	0	0	0

MARKET	USD 31/07/2025	USD 31/08/2025	USD 30/09/2025	USD 31/10/2025	USD 30/11/2025	USD 31/12/2025
MARKET OF LISTED SECURITIES	85 314 247 597	87 025 225 620	88 168 660 068	83 597 062 707	86 530 912 567	87 968 168 769
MAIN LISTED MARKET	85 133 510 459	86 840 856 685	88 002 751 247	83 433 796 331	86 367 476 623	87 802 033 856
CDCP/EUR	85 133 510 459	86 840 856 685	88 002 751 247	83 433 796 331	86 367 476 623	87 802 033 856
OTHERS	0	0	0	0	0	0
PARALLEL LISTED MARKET	180 737 138	184 368 935	165 908 821	163 266 376	163 435 945	166 134 913
CDCP/EUR	180 737 138	184 368 935	165 908 821	163 266 376	163 435 945	166 134 913
OTHERS	0	0	0	0	0	0
REGULATED FREE MARKET	10 967 287 836	10 948 044 162	10 829 297 757	10 450 102 595	10 387 024 521	10 607 695 481
CDCP/EUR	10 967 287 836	10 948 044 162	10 829 297 757	10 450 102 595	10 387 024 521	10 607 695 481
OTHERS	0	0	0	0	0	0
BONDS TOTAL	96 281 535 434	97 973 269 782	98 997 957 825	94 047 165 302	96 917 937 089	98 575 864 250
CDCP/EUR	96 281 535 434	97 973 269 782	98 997 957 825	94 047 165 302	96 917 937 089	98 575 864 250
OTHERS	0	0	0	0	0	0

DEVELOPMENT OF NUMBER OF ISSUES

MARKET	31/12/2024	31/01/2025	28/02/2025	31/03/2025	30/04/2025	31/05/2025	30/06/2025
MARKET OF LISTED SECURITIES	37	37	38	38	40	39	40
MAIN LISTED MARKET	28	28	29	29	31	30	31
CDCP/EUR	28	28	29	29	31	30	31
OTHERS	0	0	0	0	0	0	0
PARALLEL LISTED MARKET	9	9	9	9	9	9	9
CDCP/EUR	9	9	9	9	9	9	9
OTHERS	0	0	0	0	0	0	0
REGULATED FREE MARKET	163	161	161	156	153	152	147
CDCP/EUR	163	161	161	156	153	152	147
OTHERS	0	0	0	0	0	0	0
BONDS TOTAL	200	198	199	194	193	191	187
CDCP/EUR	200	198	199	194	193	191	187
OTHERS	0	0	0	0	0	0	0

MARKET	31/07/2025	31/08/2025	30/09/2025	31/10/2025	30/11/2025	31/12/2025
MARKET OF LISTED SECURITIES	40	40	39	38	39	39
MAIN LISTED MARKET	31	31	31	30	31	31
CDCP/EUR	31	31	31	30	31	31
OTHERS	0	0	0	0	0	0
PARALLEL LISTED MARKET	9	9	8	8	8	8
CDCP/EUR	9	9	8	8	8	8
OTHERS	0	0	0	0	0	0
REGULATED FREE MARKET	148	148	145	140	140	141
CDCP/EUR	148	148	145	140	140	141
OTHERS	0	0	0	0	0	0
BONDS TOTAL	188	188	184	178	179	180
CDCP/EUR	188	188	184	178	179	180
OTHERS	0	0	0	0	0	0

CDCP/EUR ... SECURITIES REGISTERED IN CENTRAL SECURITIES DEPOSITORY OF THE SLOVAK REPUBLIC (CDCP) AND TRADED IN EUR

OTHERS ... SECURITIES REGISTERED IN CDCP AND TRADED IN FOREIGN CURRENCY, OR SECURITIES REGISTERED OUTSIDE CDCP/ABROAD AND TRADED IN FOREIGN CURRENCY OR EUR

USD CONVERSIONS ARE CALCULATED WITH AN EXCHANGE RATE AT THE END OF MONTH

EUROPEAN CENTRAL BANK EXCHANGE RATES

PERIOD	MONTH-END EXCHANGE RATE		
	USD	CZK	GBP
12/2024	1.044	25.226	0.830
01/2025	1.039	25.166	0.836
02/2025	1.041	25.029	0.826
03/2025	1.082	24.962	0.835
04/2025	1.137	24.920	0.852
05/2025	1.134	24.918	0.841
06/2025	1.172	24.746	0.856
07/2025	1.145	24.571	0.865
08/2025	1.168	24.557	0.864
09/2025	1.174	24.335	0.873
10/2025	1.155	24.327	0.882
11/2025	1.157	24.177	0.875
12/2025	1.176	24.255	0.871

TRADING VOLUMES - SHARES

SHARES - MARKET OF LISTED SECURITIES

NAME OF SECURITY	ISIN	ELECTRONIC ORDER BOOK TRANSACTIONS			NEGOTIATED TRANSACTIONS			TOTAL VOLUME (EUR)	AVERAGE PRICE (EUR)	DATE OF AVERAGE PRICE
		VOLUME (EUR)	AMOUNT (UNITS)	NO. OF TR.	VOLUME (EUR)	AMOUNT (UNITS)	NO. OF TR.			
Tatry Mount. Resorts	SK1120010287	1 235 480	63 452	501	0	0	0	1 235 480	18.40	29/12/2025
Biotika	CS0009013453	10 327	854	81	0	0	0	10 327	10.00	17/12/2025
GEVORKYAN, a.s.	SK1000025322	1 361	126	2	0	0	0	1 361	10.80	20/1/2025

AMOUNT (UNITS) - AMOUNT OF TRANSFERRED UNITS OF SECURITIES

NO. OF TR. - NUMBER OF TRANSACTIONS

AVERAGE PRICE - LAST AVERAGE PRICE

SHARES - REGULATED FREE MARKET

NAME OF SECURITY	ISIN	ELECTRONIC ORDER BOOK TRANSACTIONS			NEGOTIATED TRANSACTIONS			TOTAL VOLUME (EUR)	AVERAGE PRICE (EUR)	DATE OF AVERAGE PRICE
		VOLUME (EUR)	AMOUNT (UNITS)	NO. OF TR.	VOLUME (EUR)	AMOUNT (UNITS)	NO. OF TR.			
TAM AP Real.f.u.p.f.	SK3000001246	988 000	17	7	0	0	0	988 000	59 000.00	17/11/2025
Tatra banka	SK1110001502	399 000	17	13	0	0	0	399 000	24 500.00	16/12/2025
GARFIN HOLDING 02	SK1120005832	10 892	6 802	58	0	0	0	10 892	2.10	29/12/2025
Prvá strategická	SK1120005329	2 587	1 162	42	0	0	0	2 587	2.10	20/11/2025
VIPO	CS0009005152	680	10	1	0	0	0	680	68.00	15/12/2025
GEOCOMPLEX	CS0009003553	429	37	5	0	0	0	429	9.00	28/05/2025
GARFIN HOLDING 01	SK1120005824	4	2	1	0	0	0	4	2.10	29/12/2025

AMOUNT (UNITS) - AMOUNT OF TRANSFERRED UNITS OF SECURITIES

NO. OF TR. - NUMBER OF TRANSACTIONS

"VP" IN AN ISIN STANDS FOR "(OBLIGATORY) OFFER TO TAKE OVER"

AVERAGE PRICE - LAST AVERAGE PRICE

SHARE ISSUES* WITH MARKET CAPITALISATION AS OF YEAR-END 2025

RANK	NAME	ISIN	MARKET	AVERAGE PRICE (EUR)	MARKET CAPITALISATION (EUR)	SHARE (%)
1.	Tatra banka	SK1110001502	3	24 500.00	1 484 994 000	60.05%
2.	Tatry Mount. Resorts	SK1120010287	12	18.40	239 622 979	9.69%
3.	GEVORKYAN, a.s.	SK1000025322	11	10.80	179 898 538	7.27%
4.	TAM AP Real.f.u.p.f.	SK3000001246	3	59 000.00	50 445 000	2.04%
5.	Biotika	CS0009013453	12	10.00	5 649 360	0.23%
6.	VIPO	CS0009005152	3	68.00	4 406 944	0.18%
7.	GARFIN HOLDING 02	SK1120005832	3	2.10	4 255 184	0.17%
8.	GARFIN HOLDING 01	SK1120005824	3	2.10	1 391 972	0.06%
9.	Prvá strategická	SK1120005329	3	2.10	1 389 087	0.06%
10.	GEOCOMPLEX	CS0009003553	3	9.00	480 150	0.02%
SUM TOTAL					1 972 533 214	79.77%
TOTAL MARKET CAPITALISATION OF SHARES					2 472 884 898	-

* SHARE ISSUES WITH WHICH AN ANONYMOUS TRANSACTION WAS CLOSED IN 2025

AVERAGE PRICE: LAST AVERAGE PRICE

MARKET: 11 ... MAIN LISTED MARKET

12 ... PARALLEL LISTED MARKET

3 ... REGULATED FREE MARKET

SHARE: SHARE IN TOTAL MARKET CAPITALISATION OF SHARES

TRADING VOLUMES - BONDS

BONDS - MARKET OF LISTED SECURITIES

NAME OF SECURITY	ISIN	ELECTRONIC ORDER BOOK TRANSACTIONS			NEGOTIATED TRANSACTIONS			TOTAL VOLUME (EUR)	AVERAGE PRICE (%)	DATE OF AVERAGE PRICE
		VOLUME (EUR)	AMOUNT (UNITS)	NO. OF TR.	VOLUME (EUR)	AMOUNT (UNITS)	NO. OF TR.			
Štátny dlhopis 254 PATRIOT	SK4000026860	1 941 828	1 900	60	0	0	0	1 941 828	102.450	09/12/2025
Štátny dlhopis 253 INVESTOR	SK4000026852	673 522	666	33	0	0	0	673 522	100.900	04/12/2025

AMOUNT (UNITS) - AMOUNT IN UNITS OF TRANSFERRED SECURITIES

NO. OF TR. - NUMBER OF TRANSACTIONS

AVERAGE PRICE - LAST AVERAGE PRICE

VOLUME IS CALCULATED TOGETHER WITH ACCRUED INTEREST

BONDS - REGULATED FREE MARKET

NAME OF SECURITY	ISIN	ELECTRONIC ORDER BOOK TRANSACTIONS			NEGOTIATED TRANSACTIONS			TOTAL VOLUME (EUR)	AVERAGE PRICE (%)	DATE OF AVERAGE PRICE
		VOLUME (EUR)	AMOUNT (UNITS)	NO. OF TR.	VOLUME (EUR)	AMOUNT (UNITS)	NO. OF TR.			
Dlh. JTEF VI 2025	SK4120015181	41 419 609	420	209	0	0	0	41 419 609	99.020	08/10/2025
Dlhopis JTREF 2025	SK4120014416	37 873 288	38 457	876	0	0	0	37 873 288	99.000	29/09/2025
K.D.TB 06 Zero 2025	SK4000023925	22 984 386	23 012	18	0	0	0	22 984 386	99.880	10/10/2025
Dlh. EUROVEA II 2025	SK4000016903	22 092 502	22 420	733	0	0	0	22 092 502	99.136	30/07/2025
BLACFRIARS 2029	SK4000027488	21 654 366	26 843	560	0	0	0	21 654 366	82.138	22/12/2025
Dlhopisy IDC 2033	SK4120014267	20 444 827	400	19	0	0	0	20 444 827	100.300	28/01/2025
Dlh. JTEF VII 2025	SK4000015673	19 743 655	200	114	0	0	0	19 743 655	99.090	27/06/2025
Dlh.EUROVEA III 2026	SK4000018487	16 034 239	16 479	439	0	0	0	16 034 239	96.978	29/09/2025
JTSEC FIN IV 5,5/30	SK4000027132	13 806 356	13 739	473	0	0	0	13 806 356	100.000	04/12/2025
D JT ARCH C.V. II/34	SK4000026159	13 208 826	11 319 028	560	0	0	0	13 208 826	126.340	23/12/2025
JTEF X 5,10/2026	SK4000016689	11 968 584	119	75	0	0	0	11 968 584	99.917	19/12/2025
JTSEC FIN IV 5,50/2028	SK4000027728	11 212 114	11 129	331	0	0	0	11 212 114	100.000	22/12/2025
JTSEC FIN III 5,9/29	SK4000026571	10 346 136	10 261	234	0	0	0	10 346 136	102.990	19/12/2025
JTREF 5,80/2030	SK4000028171	10 201 979	10 169	394	0	0	0	10 201 979	100.000	29/12/2025
Dlh. RPF III 2026	SK4000016531	9 970 266	108	67	0	0	0	9 970 266	93.500	16/12/2025
BENCONT GROUP 01	SK4120014838	9 585 290	97	9	0	0	0	9 585 290	98.690	11/09/2025
JTSEC FIN IV 5,75/30	SK4000028379	8 395 338	8 378	286	0	0	0	8 395 338	100.000	30/12/2025
JTSEC FIN III 2030	SK4000026886	7 175 404	9 289	255	0	0	0	7 175 404	78.248	19/12/2025
JTSEC FIN IV 2028	SK4000027736	7 138 600	8 330	139	0	0	0	7 138 600	87.057	30/12/2025
AUCTOR 5,00/2025	SK4000018149	6 840 124	6 800	141	0	0	0	6 840 124	100.000	29/09/2025
RPF I 2026	SK4000015301	6 504 899	68	42	0	0	0	6 504 899	97.500	12/12/2025
EUROVEA 5,50/2027	SK4000020988	6 176 798	5 986	123	0	0	0	6 176 798	100.000	28/11/2025
Dlh.JMH 2026	SK4000019972	5 871 225	6 392	89	0	0	0	5 871 225	94.323	16/12/2025
D RPF II 5,30/2026	SK4000016390	5 423 976	5 350	140	0	0	0	5 423 976	99.000	30/12/2025
Dlh. HBR 2026 IV	SK4000020459	5 267 722	5 112	361	0	0	0	5 267 722	99.000	15/12/2025
Dlh.Eurovea IV 2026	SK4000019683	4 465 008	4 631	145	0	0	0	4 465 008	98.250	19/12/2025
TRIPTYCH 6,40/2028	SK4000026282	3 855 673	3 744	184	0	0	0	3 855 673	101.990	19/12/2025
D JTEF XIV 6,10/2029	SK4000024857	3 803 646	3 733	121	0	0	0	3 803 646	101.990	19/12/2025
EUROVEA II FIN 5,50/2030	SK4000027504	3 752 415	3 730	157	0	0	0	3 752 415	100.000	09/12/2025
D JTREF2 6,50/2028	SK4000023206	3 750 124	3 647	57	0	0	0	3 750 124	102.980	19/12/2025
DJTEF XIII 6,00/2028	SK4000022497	3 630 980	3 583	153	0	0	0	3 630 980	100.996	30/12/2025
AUCTOR FIN 5,50/2030	SK4000027553	3 341 607	3 322	140	0	0	0	3 341 607	100.000	17/12/2025
JTPEG FSK I 6,50/28	SK4000024188	3 199 132	3 129	107	0	0	0	3 199 132	101.500	22/12/2025
JTREF Financing 2029	SK4000028510	2 989 379	3 739	75	0	0	0	2 989 379	80.019	30/12/2025
JTEF IX 2026	SK4000015905	2 985 247	30	28	0	0	0	2 985 247	99.000	22/12/2025
D JTEF XII 6,00/2026	SK4000022042	2 687 730	2 660	88	0	0	0	2 687 730	100.100	22/12/2025
CPI FS III 6,50/2029	SK4000021762	2 518 535	2 414	31	0	0	0	2 518 535	103.999	18/12/2025
D Alpha Quest 5/2025	SK4000018206	2 297 443	2 214	4	0	0	0	2 297 443	99.999	12/09/2025
CPI FS II 6,00/2027	SK4000021747	2 283 544	2 279	57	0	0	0	2 283 544	99.444	19/12/2025
Ganz House 2028	SK4000025359	2 092 479	2 472	86	0	0	0	2 092 479	86.481	15/12/2025
JTPEG FSK II 6,25/29	SK4000024550	2 017 762	1 965	79	0	0	0	2 017 762	100.000	19/12/2025
JTSEC FINANC. III/29	SK4000026035	1 910 822	2 430	116	0	0	0	1 910 822	81.350	19/12/2025

BONDS - REGULATED FREE MARKET

NAME OF SECURITY	ISIN	ELECTRONIC ORDER BOOK TRANSACTIONS			NEGOTIATED TRANSACTIONS			TOTAL VOLUME (EUR)	AVERAGE PRICE (%)	DATE OF AVERAGE PRICE
		VOLUME (EUR)	AMOUNT (UNITS)	NO. OF TR.	VOLUME (EUR)	AMOUNT (UNITS)	NO. OF TR.			
D JTEF XI 4,25/2027	SK4000020293	1 667 742	17	14	0	0	0	1 667 742	98.000	25/11/2025
D JTSEC VAR/2028	SK4000022950	1 574 510	1 575	47	0	0	0	1 574 510	99.970	22/12/2025
Downtown Yards 2028	SK4000024881	1 510 518	1 793	91	0	0	0	1 510 518	86.871	23/12/2025
D JTFG XIV 5.00/2027	SK4000021481	1 483 605	1 485	89	0	0	0	1 483 605	99.000	29/12/2025
D Form Dev.6,50/2029	SK4000022703	1 257 302	1 225	30	0	0	0	1 257 302	102.500	30/12/2025
D SLSP FIX3 2028	SK4000024808	1 078 892	21	14	0	0	0	1 078 892	101.240	14/11/2025
KLINGERKA II.2028	SK4000022760	1 068 107	1 271	56	0	0	0	1 068 107	86.825	18/12/2025
JREF IV 2028	SK4000022141	1 052 321	1 231	52	0	0	0	1 052 321	86.840	10/12/2025
CPI FS V 6,50/2030	SK4000022646	873 823	841	22	0	0	0	873 823	102.000	15/12/2025
D JT ARCH C.VAR I/34	SK4000024519	728 708	558 849	153	0	0	0	728 708	145.056	22/12/2025
D SLSP FIX3 2026	SK4000022364	676 326	664	51	0	0	0	676 326	100.210	12/12/2025
D.SLSP FIX2 2026	SK4000021804	552 930	544	48	0	0	0	552 930	100.000	12/12/2025
D SLSP FIX4 2026	SK4000023305	461 452	9	9	0	0	0	461 452	101.020	30/10/2025
D SLSP FIX3 2027	SK4000023982	369 349	7	7	0	0	0	369 349	102.560	03/12/2025
Dlh.HBR 2027 II	SK4000021424	357 761	356	50	0	0	0	357 761	99.000	17/12/2025
D SLSP FIX4 2028	SK4000026464	356 779	7	4	0	0	0	356 779	99.790	07/11/2025
Dlh. HBR 2026 V	SK4000020855	301 590	300	31	0	0	0	301 590	99.000	17/12/2025
Alpha Quest 5,75/2028	SK4000028429	300 432	300	16	0	0	0	300 432	100.000	30/12/2025
D JTFG XII 3,75/2025	SK4000019386	199 063	2	2	0	0	0	199 063	99.000	15/04/2025
HB REAVIS 2027	SK4120013244	194 057	2	2	0	0	0	194 057	95.500	03/11/2025
D.SLSP FIX 7 2025	SK4000021598	192 601	189	16	0	0	0	192 601	100.000	31/07/2025
D Lucron Fin. 4 2026	SK4000023099	185 178	180	7	0	0	0	185 178	100.000	20/05/2025
KKCG FINAN II 5,90	SK4000025938	174 055	170	13	0	0	0	174 055	100.000	01/12/2025
D Lucron Fin.5 2027	SK4000025292	152 520	150	17	0	0	0	152 520	99.000	03/11/2025
D Lucron Fin.3 2025	SK4000021770	149 289	149	5	0	0	0	149 289	98.500	20/02/2025
D SLSP FIX1 2026	SK4000020764	136 380	136	18	0	0	0	136 380	99.430	26/09/2025
D Alto Funding 2027	SK4000025045	125 988	124	8	0	0	0	125 988	100.000	04/09/2025
D SLSP FIX4 2027	SK4000025052	102 784	2	1	0	0	0	102 784	101.580	14/02/2025
Dlhopisy HBR 2026	SK4000015590	96 799	1	1	0	0	0	96 799	96.000	29/10/2025
D Alto Fund. 2026 I	SK4000023933	81 835	80	15	0	0	0	81 835	100.000	21/05/2025
CPI FS I 5,25/2025	SK4000021739	77 034	77	3	0	0	0	77 034	99.500	28/07/2025
D Lucron Fin.2 2026	SK4000019675	67 748	69	9	0	0	0	67 748	99.000	28/10/2025
D SLSP FIX5 2027	SK4000025904	50 522	1	1	0	0	0	50 522	100.860	11/07/2025
Dlhopisy HBRI 2029 I	SK4000026712	37 633	40	4	0	0	0	37 633	97.000	01/10/2025
D SLSP FIX2 2025	SK4000015293	27 706	28	5	0	0	0	27 706	99.490	12/09/2025
CPI FS IV 6,00/2028	SK4000022638	22 081	22	2	0	0	0	22 081	99.500	19/11/2025
D Alto Fund. 2028 I	SK4000026837	20 412	20	1	0	0	0	20 412	100.000	22/07/2025
D Immocap Istr. 2029	SK4000027843	19 878	20	1	0	0	0	19 878	99.000	27/10/2025
D SLSP FIX6 2025	SK4000021150	8 130	8	1	0	0	0	8 130	99.910	14/02/2025
Dlh.SLSP FIX3 2025	SK4000017364	4 986	5	1	0	0	0	4 986	99.220	14/02/2025
D CORWIN 2029 I	SK4000027181	2 984	3	1	0	0	0	2 984	98.000	05/09/2025

AMOUNT (UNITS) - AMOUNT IN UNITS OF TRANSFERRED SECURITIES

NO. OF TR. - NUMBER OF TRANSACTIONS

AVERAGE PRICE - LAST AVERAGE PRICE

VOLUME IS CALCULATED TOGETHER WITH ACCRUED INTEREST

BOND ISSUES* WITH MARKET CAPITALISATION AS OF YEAR-END 2025

RANK	NAME	ISIN	MARKET	AVERAGE PRICE (%)	MARKET CAPITALISATION (EUR)	SHARE (%)
1.	Štátny dlhopis 254 PATRIOT	SK4000026860	11	102.450%	256 125 000	0.31%
2.	Štátny dlhopis 253 INVESTOR	SK4000026852	11	100.900%	252 250 000	0.30%
3.	Alpha Quest 5,75/2028	SK4000028429	3	100.000%	30 000 000	0.04%
4.	AUCTOR FIN 5,50/2030	SK4000027553	3	100.000%	40 000 000	0.05%
5.	BLACFRIARS 2029	SK4000027488	3	82.138%	58 317 980	0.07%
6.	CPI FS II 6,00/2027	SK4000021747	3	99.444%	19 888 800	0.02%
7.	CPI FS III 6,50/2029	SK4000021762	3	103.999%	10 399 900	0.01%
8.	CPI FS IV 6,00/2028	SK4000022638	3	99.500%	9 950 000	0.01%
9.	CPI FS V 6,50/2030	SK4000022646	3	102.000%	15 300 000	0.02%
10.	D Alto Fund. 2026 I	SK4000023933	3	100.000%	10 000 000	0.01%
11.	D Alto Fund. 2028 I	SK4000026837	3	100.000%	15 000 000	0.02%
12.	D Alto Funding 2027	SK4000025045	3	100.000%	25 000 000	0.03%
13.	D CORWIN 2029 I	SK4000027181	3	98.000%	22 540 000	0.03%
14.	D Form Dev.6,50/2029	SK4000022703	3	102.500%	30 750 000	0.04%
15.	D Immacap Istr. 2029	SK4000027843	3	99.000%	24 750 000	0.03%
16.	D JT ARCH C.V. II/34	SK4000026159	3	126.340%	37 902 000	0.05%
17.	D JT ARCH C.VAR I/34	SK4000024519	3	145.056%	21 758 400	0.03%
18.	D JTEF XI 4,25/2027	SK4000020293	3	98.000%	98 000 000	0.12%
19.	D JTEF XII 6,00/2026	SK4000022042	3	100.100%	50 050 000	0.06%
20.	D JTEF XIV 6,10/2029	SK4000024857	3	101.990%	81 592 000	0.10%
21.	D JTFG XIV 5.00/2027	SK4000021481	3	99.000%	49 500 000	0.06%
22.	D JTREF2 6,50/2028	SK4000023206	3	102.980%	48 400 600	0.06%
23.	D JTSEC VAR/2028	SK4000022950	3	99.970%	29 991 000	0.04%
24.	D Lucron Fin. 4 2026	SK4000023099	3	100.000%	10 000 000	0.01%
25.	D Lucron Fin.2 2026	SK4000019675	3	99.000%	19 800 000	0.02%
26.	D Lucron Fin.5 2027	SK4000025292	3	99.000%	14 850 000	0.02%
27.	D RPF II 5,30/2026	SK4000016390	3	99.000%	59 400 000	0.07%
28.	D SLSP FIX1 2026	SK4000020764	3	99.430%	19 886 000	0.02%
29.	D SLSP FIX3 2026	SK4000022364	3	100.210%	75 157 500	0.09%
30.	D SLSP FIX3 2027	SK4000023982	3	102.560%	61 536 000	0.07%
31.	D SLSP FIX3 2028	SK4000024808	3	101.240%	50 468 140	0.06%
32.	D SLSP FIX4 2026	SK4000023305	3	101.020%	92 079 730	0.11%
33.	D SLSP FIX4 2027	SK4000025052	3	101.580%	4 621 890	0.01%
34.	D SLSP FIX4 2028	SK4000026464	3	99.790%	75 141 870	0.09%
35.	D SLSP FIX5 2027	SK4000025904	3	100.860%	15 129 000	0.02%
36.	D.SLSP FIX2 2026	SK4000021804	3	100.000%	50 000 000	0.06%
37.	DJTEF XIII 6,00/2028	SK4000022497	3	100.996%	30 298 800	0.04%
38.	Dlh. HBR 2026 IV	SK4000020459	3	99.000%	11 464 200	0.01%
39.	Dlh. HBR 2026 V	SK4000020855	3	99.000%	49 500 000	0.06%
40.	Dlh. RPF III 2026	SK4000016531	3	93.500%	60 775 000	0.07%
41.	Dlh.EUROVEA III 2026	SK4000018487	3	96.978%	19 580 200	0.02%
42.	Dlh.Eurovea IV 2026	SK4000019683	3	98.250%	31 440 000	0.04%
43.	Dlh.HBR 2027 II	SK4000021424	3	99.000%	45 702 360	0.05%
44.	Dlh.JMH 2026	SK4000019972	3	94.323%	33 013 050	0.04%
45.	Dlhopisy HBR 2026	SK4000015590	3	96.000%	28 800 000	0.03%
46.	Dlhopisy HBRI 2029 I	SK4000026712	3	97.000%	14 550 000	0.02%
47.	Downtown Yards 2028	SK4000024881	3	86.871%	21 717 750	0.03%
48.	EUROVEA 5,50/2027	SK4000020988	3	100.000%	100 000 000	0.12%
49.	EUROVEA II FIN 5,50/2030	SK4000027504	3	100.000%	48 000 000	0.06%
50.	Ganz House 2028	SK4000025359	3	86.481%	30 268 350	0.04%
51.	HB REAVIS 2027	SK4120013244	3	95.500%	42 975 000	0.05%
52.	JREF IV 2028	SK4000022141	3	86.840%	30 394 000	0.04%
53.	JTEF IX 2026	SK4000015905	3	99.000%	49 500 000	0.06%
54.	JTEF X 5,10/2026	SK4000016689	3	99.917%	59 950 200	0.07%
55.	JTPEG FSK I 6,50/28	SK4000024188	3	101.500%	60 900 000	0.07%
56.	JTPEG FSK II 6,25/29	SK4000024550	3	100.000%	60 000 000	0.07%
57.	JTRE Financing 2029	SK4000028510	3	80.019%	17 204 085	0.02%
58.	JTREF 5,80/2030	SK4000028171	3	100.000%	45 500 000	0.05%
59.	JTSEC FIN III 2030	SK4000026886	3	78.248%	39 124 000	0.05%
60.	JTSEC FIN III 5,9/29	SK4000026571	3	102.990%	51 495 000	0.06%
61.	JTSEC FIN IV 2028	SK4000027736	3	87.057%	20 885 845	0.02%
62.	JTSEC FIN IV 5,5/30	SK4000027132	3	100.000%	50 000 000	0.06%
63.	JTSEC FIN IV 5,50/2028	SK4000027728	3	100.000%	40 000 000	0.05%
64.	JTSEC FIN IV 5,75/30	SK4000028379	3	100.000%	19 500 000	0.02%

BOND ISSUES* WITH MARKET CAPITALISATION AS OF YEAR-END 2025

RANK	NAME	ISIN	MARKET	AVERAGE PRICE (%)	MARKET CAPITALISATION (EUR)	SHARE (%)
65.	JTSEC FINANC. III/29	SK4000026035	3	81.350%	81 350 000	0.10%
66.	KKCG FINAN II 5,90	SK4000025938	3	100.000%	160 000 000	0.19%
67.	KLINGERKA II.2028	SK4000022760	3	86.825%	21 706 250	0.03%
68.	RPF I 2026	SK4000015301	3	97.500%	24 375 000	0.03%
69.	TRIPTYCH 6,40/2028	SK4000026282	3	101.990%	27 537 300	0.03%
SUM TOTAL					3 213 042 200	3.83%
TOTAL MARKET CAPITALISATION OF BONDS					83 844 402 696	-

* BOND ISSUES WITH WHICH AN ANONYMOUS TRANSACTION
 AVERAGE PRICE - LAST AVERAGE PRICE
 SHARE: SHARE IN TOTAL MARKET CAPITALISATION OF BONDS
 MARKET: 11 ... MAIN LISTED MARKET
 12 ... PARALLEL LISTED MARKET
 3 REGULATED FREE MARKET

SECURITIES LISTED AS OF END OF THE YEAR 2025

SHARES

COMPANY	ISIN	MARKET	P/E RATIO	P/BV RATIO	DIVIDEND YIELD	MARKET CAPITALISATION (EUR)
COMPANIES						
Biotika*	CS0009013453	12	-2.929	0.296	0.000%	5 649 360
Tatry mountain resorts*	SK1120010287	12	26.240	1.062	0.000%	239 622 979
GEVORKYAN, a.s. *	SK1000025322	11	47.504	2.383	0.000%	179 898 538

USED VALUES: DIVIDENDS PAID IN 2024, ANNUAL PROFITS (RESP. LOSSES) OF 2024 AFTER TAXATION, BOOK VALUES AS OF YEAR-END 2024 ACCORDING TO *SAS

BONDS

NAME OF ISSUE	ISIN	MARKET	MATURITY DATE	YIELD P.A.	NOMINAL VALUE (EUR)	MARKET CAPITALISATION (EUR)
PRIVATE SECTOR						
BANKS						
HZL ČSOB XIII.	SK4120008178	12	07/11/2031	5.5% fix	10 000.00	25 000 000
HZL ČSOB XIX.	SK4120008640	12	09/07/2036	4.7% fix	10 000.00	25 000 000
HZL SPO 11	SK4120005505	12	27/07/2027	4.95% fix	66 387.84	16 596 960
HZL VÚB 67	SK4120008228	12	29/11/2030	5.35% fix	50 000.00	15 000 000
HZL VÚB XXX.	SK4120005547	12	05/09/2032	5% fix	33 193.92	33 193 920
HZL VÚB XXXI	SK4120005679	12	29/11/2037	4.9% fix	33 193.92	19 916 352
T2 D SLSP 2028 I	SK4120014564	12	20/09/2028	2.875% fix	100 000.00	3 300 000
T2 D SLSP 2028 II	SK4120014572	12	20/09/2028	4.10%	100 000.00	3 300 000
PUBLIC SECTOR						
GOVERNMENT BONDS						
Štátny dlhopis 206	SK4120004987	11	10/05/2026	4.5% fix	3 319.40	1 440 619 600
Štátny dlhopis 221	SK4120008665	11	11/07/2029	4.4% fix	1.00	125 000 000
Štátny dlhopis 222	SK4120008673	11	09/08/2032	4.3% fix	1 000 000.00	500 000 000
Štátny dlhopis 224	SK4120008954	11	08/02/2033	3.875% fix	1.00	1 500 000 000
Štátny dlhopis 227	SK4120009762	11	16/01/2029	3.625% fix	1.00	3 603 000 000
Štátny dlhopis 228	SK4120010430	11	21/01/2027	1.375% fix	1.00	2 900 000 000
Štátny dlhopis 229	SK4120011420	11	21/01/2031	1.625% fix	1.00	3 000 000 000
Štátny dlhopis 231	SK4120012220	11	22/05/2026	0.625% fix	1.00	1 535 550 000
Štátny dlhopis 232	SK4120012691	11	09/03/2037	1.875% fix	1.00	3 000 000 000
Štátny dlhopis 233	SK4120013400	11	17/10/2047	2% fix	1.00	4 144 400 000
Štátny dlhopis 234	SK4120014150	11	12/06/2028	1% fix	1.00	3 000 000 000
Štátny dlhopis 235	SK4120014184	11	12/06/2068	2.25% fix	1.00	675 300 000
Štátny dlhopis 236	SK4120015173	11	09/04/2030	0.75% fix	1.00	3 000 000 000
Štátny dlhopis 237	SK4000017059	11	09/10/2030	1% fix	1.00	3 000 000 000
Štátny dlhopis 239	SK4000017166	11	14/05/2032	1% fix	1.00	3 000 000 000
Štátny dlhopis 241	SK4000017380	11	14/06/2027	0.125% fix	1.00	2 000 000 000
Štátny dlhopis 242	SK4000018958	11	21/04/2036	0.375% fix	1.00	4 306 600 000
Štátny dlhopis 243	SK4000019857	11	13/10/2051	1% fix	1.00	2 808 400 000
Štátny dlhopis 244	SK4000021986	11	19/10/2032	4% fix	1.00	3 000 000 000
Štátny dlhopis 245	SK4000022539	11	23/02/2035	3.75% fix	1.00	5 000 000 000
Štátny dlhopis 246	SK4000022547	11	23/02/2043	4% fix	1.00	2 036 100 000
Štátny dlhopis 247	SK4000023230	11	08/06/2033	3.625% fix	1.00	4 240 400 000
Štátny dlhopis 248	SK4000024683	11	07/02/2028	3% fix	1.00	1 696 700 000
Štátny dlhopis 249	SK4000024675	11	07/02/2026	3% fix	1.00	1 500 000 000
Štátny dlhopis 250	SK4000024865	11	06/03/2034	3.75% fix	1.00	5 000 000 000
Štátny dlhopis 251	SK4000026241	11	06/11/2031	3% fix	1.00	2 343 200 000
Štátny dlhopis 252	SK4000026845	11	07/02/2040	3.750% fix	1.00	3 000 000 000
Štátny dlhopis 253 INVESTOR	SK4000026852	11	02/04/2027	3% fix	1 000.00	252 250 000
Štátny dlhopis 254 PATRIOT	SK4000026860	11	02/04/2029	3.3% fix	1 000.00	256 125 000
Štátny dlhopis 255	SK4000027397	11	04/06/2029	2.5% fix	1.00	817 000 000
Štátny dlhopis 256	SK4000028304	11	04/11/2037	3.625% fix	1.00	2 000 000 000

11 ... MAIN LISTED MARKET

12 ... PARALLEL LISTED MARKET

NUMBER OF ISSUES AS OF YEAR-END 2025

TYPES OF SECURITIES	MAIN LISTED MARKET	PARALLEL LISTED MARKET	REGULATED FREE MARKET	TOTAL
SHARES	1	3	28	32
BONDS	31	8	162	201
Government bonds	31	0	0	31
Mortgage bonds	0	6	9	15
Covered bonds	0	0	21	21
Corporate bonds	0	0	91	91
Bank bonds	0	2	41	43
State treasury bills	0	0	0	0
Foreign bonds	0	0	0	0
TOTAL	32	11	190	233

CLEARING AND SETTLEMENT IN THE YEAR 2025

	2025	2024	%
Transfer services	10 054	8 148	23.39%
Suspended transactions	0	2	-100.00%
Number of transferred securities	12 276 649	16 314 888	-24.75%

SHARE ISSUES ADMITTED TO BSSE MARKETS

NO.	NAME OF ISSUE	MARKET	ISIN	TRADING STARTED ON	VOLUME OF ISSUE (EUR)
1.	Avanea Investment Holding a.s.	3	SK1000025116	20/03/2025	600 000
2.	Avanea Investment Holding a.s.	3	SK1000025124	20/03/2025	291 200
3.	Avanea Investment Holding a.s.	3	SK1000025389	20/03/2025	3 538
4.	Avanea Investment Holding a.s.	3	SK1000025397	20/03/2025	392 533

* TRANSFORMED TO LISTED SHARE

SHARE ISSUES EXCLUDED FROM BSSE MARKETS

NO.	NAME OF ISSUE	MARKET	ISIN	EXCLUSION DATE	VOLUME OF ISSUE (EUR)
1.	Donau farm Semat	3	SK1120002375	18/01/2025	11 338 014
2.	ZTS Sabinov, a.s.	3	SK1120005071	22/07/2025	3 712 992
3.	Branko v líkv.	3	SK1110001387	02/10/2025	1 250 600
4.	Hydromeliorácie	3	CS0005049758	02/10/2025	1 093 706

11 ... MAIN LISTED MARKET, 12 ... PARALLEL LISTED MARKET, 3 ... REGULATED FREE MARKET

PUBLIC OFFERS/OBLIGATORY PUBLIC OFFERS TO TAKE OVER

NO.	NAME OF ISSUE	OBLIGATORY PUBLIC OFFER	ISIN	DATE OF REGISTRATION	DATE OF EXPIRATION
1.	ZTS Sabinov P.p.	Y	SK1120005071	12/06/2025	11/7/2025

Y - OBLIGATORY PUBLIC OFFER TO TAKE OVER

N - PUBLIC OFFER TO TAKE OVER

NEW BOND ISSUES AND TRANCHES ADMITTED TO BSSE MARKETS

NO.	NAME OF ISSUE	MARKET	ISIN	TRADING STARTED ON	VOLUME OF ISSUE (EUR)	SECTOR
1.	Alpha Quest 5,75/2028	3	SK4000028429	12/12/2025	30 000 000	CORPORATE
2.	AUCTOR FIN 5,50/2030	3	SK4000027553	16/07/2025	30 500 000	CORPORATE
3.	AUCTOR FIN 5,50/2030*	3	SK4000027553	21/07/2025	500 000	CORPORATE
4.	AUCTOR FIN 5,50/2030*	3	SK4000027553	25/07/2025	500 000	CORPORATE
5.	AUCTOR FIN 5,50/2030*	3	SK4000027553	31/07/2025	500 000	CORPORATE
6.	AUCTOR FIN 5,50/2030*	3	SK4000027553	06/08/2025	500 000	CORPORATE
7.	AUCTOR FIN 5,50/2030*	3	SK4000027553	11/08/2025	1 000 000	CORPORATE
8.	AUCTOR FIN 5,50/2030*	3	SK4000027553	25/08/2025	500 000	CORPORATE
9.	AUCTOR FIN 5,50/2030*	3	SK4000027553	22/10/2025	6 000 000	CORPORATE
10.	AX European Leaders 100 Protected	3	SK4000026456	28/02/2025	144 000	CORPORATE
11.	AX European Leaders 100 Protected*	3	SK4000026456	02/04/2025	1 281 700	CORPORATE
12.	AX European Leaders 100 Protected*	3	SK4000026456	05/05/2025	51 200	CORPORATE
13.	AX European Leaders 100 Protected*	3	SK4000026456	03/06/2025	66 300	CORPORATE
14.	AX Healthcare 110 Protected II	3	SK4000027652	02/10/2025	885 300	CORPORATE
15.	AX Healthcare 110 Protected II*	3	SK4000027652	06/11/2025	629 300	CORPORATE
16.	AX Healthcare 110 Protected II*	3	SK4000027652	02/12/2025	235 500	CORPORATE
17.	AX Small Cap 250 Protected	3	SK4000025896	28/02/2025	3 440 600	CORPORATE
18.	AX Small Cap 250 Protected*	3	SK4000025896	03/09/2025	5 000	CORPORATE
19.	BLACFRIARS 2029	3	SK4000027488	07/07/2025	38 000 000	CORPORATE
20.	BLACFRIARS 2029*	3	SK4000027488	09/07/2025	2 000 000	CORPORATE
21.	BLACFRIARS 2029*	3	SK4000027488	10/07/2025	2 000 000	CORPORATE
22.	BLACFRIARS 2029*	3	SK4000027488	16/07/2025	2 000 000	CORPORATE
23.	BLACFRIARS 2029*	3	SK4000027488	21/07/2025	2 000 000	CORPORATE
24.	BLACFRIARS 2029*	3	SK4000027488	25/07/2025	2 000 000	CORPORATE
25.	BLACFRIARS 2029*	3	SK4000027488	01/08/2025	2 000 000	CORPORATE
26.	BLACFRIARS 2029*	3	SK4000027488	05/08/2025	7 000 000	CORPORATE
27.	BLACFRIARS 2029*	3	SK4000027488	13/08/2025	1 000 000	CORPORATE
28.	BLACFRIARS 2029*	3	SK4000027488	19/08/2025	1 000 000	CORPORATE
29.	BLACFRIARS 2029*	3	SK4000027488	01/09/2025	1 000 000	CORPORATE
30.	BLACFRIARS 2029*	3	SK4000027488	11/09/2025	1 000 000	CORPORATE
31.	BLACFRIARS 2029*	3	SK4000027488	25/09/2025	1 000 000	CORPORATE
32.	BLACFRIARS 2029*	3	SK4000027488	30/09/2025	1 000 000	CORPORATE
33.	BLACFRIARS 2029*	3	SK4000027488	06/10/2025	1 000 000	CORPORATE
34.	BLACFRIARS 2029*	3	SK4000027488	10/10/2025	1 000 000	CORPORATE
35.	BLACFRIARS 2029*	3	SK4000027488	17/10/2025	1 000 000	CORPORATE
36.	BLACFRIARS 2029*	3	SK4000027488	24/10/2025	1 000 000	CORPORATE
37.	BLACFRIARS 2029*	3	SK4000027488	31/10/2025	1 000 000	CORPORATE
38.	BLACFRIARS 2029*	3	SK4000027488	12/11/2025	1 000 000	CORPORATE
39.	BLACFRIARS 2029*	3	SK4000027488	25/11/2025	1 000 000	CORPORATE
40.	BLACFRIARS 2029*	3	SK4000027488	03/12/2025	1 000 000	CORPORATE
41.	Dlhopis Across Funding Tech Opportunities 2	3	SK4000026308	28/02/2025	2 540 400	CORPORATE
42.	Dlhopis Across Funding Tech Opportunities 2*	3	SK4000026308	04/03/2025	4 759 700	CORPORATE
43.	Dlhopis Across Funding Tech Opportunities 2*	3	SK4000026308	02/04/2025	2 365 500	CORPORATE
44.	Dlhopis Across Funding Tech Opportunities 2*	3	SK4000026308	05/05/2025	2 334 400	CORPORATE
45.	Dlhopis Across Funding XVI*	3	SK4000025342	03/01/2025	6 663 900	CORPORATE
46.	Dlhopis Across Public I*	3	SK4000023594	02/04/2025	2 264 800	CORPORATE
47.	Dlhopis Across Real Estate 1	3	SK4000027298	05/09/2025	10 937 400	CORPORATE
48.	Dlhopis Across Real Estate 1*	3	SK4000027298	03/10/2025	6 349 700	CORPORATE
49.	Dlhopis Across Real Estate 1*	3	SK4000027298	06/11/2025	1 331 400	CORPORATE
50.	Dlhopis Across Real Estate 1*	3	SK4000027298	02/12/2025	682 800	CORPORATE
51.	Dlhopis AX EU Defense 110 Protected	3	SK4000027116	02/10/2025	3 000 000	CORPORATE
52.	Dlhopis AX EU Defense 110 Protected II	3	SK4000027249	02/10/2025	2 599 500	CORPORATE
53.	Dlhopis FASHION EMPIRE 2 EUR*	3	SK4000025391	03/01/2025	344 400	CORPORATE
54.	Dlhopis FASHION EMPIRE 2 EUR*	3	SK4000025391	04/02/2025	11 900	CORPORATE
55.	Dlhopis FASHION EMPIRE 2 EUR*	3	SK4000025391	04/03/2025	29 600	CORPORATE
56.	Dlhopis FASHION EMPIRE 2 EUR*	3	SK4000025391	02/04/2025	42 700	CORPORATE
57.	Dlhopis FASHION EMPIRE 2 EUR*	3	SK4000025391	05/05/2025	81 900	CORPORATE
58.	Dlhopis FASHION EMPIRE 2 EUR*	3	SK4000025391	03/06/2025	20 000	CORPORATE
59.	Dlhopis FASHION EMPIRE 2 EUR*	3	SK4000025391	03/07/2025	47 000	CORPORATE
60.	Dlhopis FASHION EMPIRE 2 EUR*	3	SK4000025391	04/08/2025	24 400	CORPORATE
61.	Dlhopis FASHION EMPIRE 2 EUR*	3	SK4000025391	03/09/2025	749 400	CORPORATE
62.	Dlhopis FASHION EMPIRE 2 EUR*	3	SK4000025391	06/11/2025	305 000	CORPORATE
63.	Dlhopis FASHION EMPIRE 2 EUR*	3	SK4000025391	02/12/2025	73 200	CORPORATE
64.	Dlhopis FASHION EMPIRE EUR*	3	SK4000020707	04/03/2025	134 700	CORPORATE

* TRANGE

NEW BOND ISSUES AND TRANCHES ADMITTED TO BSSE MARKETS

NO.	NAME OF ISSUE	MARKET	ISIN	TRADING STARTED ON	VOLUME OF ISSUE (EUR)	SECTOR
65.	Dlhopis Lucron Premium III	3	SK4000027033	19/06/2025	1 502 100	CORPORATE
66.	Dlhopis Lucron Premium III*	3	SK4000027033	03/07/2025	71 800	CORPORATE
67.	Dlhopis Lucron Premium III*	3	SK4000027033	03/09/2025	285 600	CORPORATE
68.	Dlhopis Lucron Premium III*	3	SK4000027033	02/12/2025	11 700	CORPORATE
69.	Dlhopis Prime Tourist Resorts 3*	3	SK4000021457	03/01/2025	10 100	CORPORATE
70.	Dlhopis Prime Tourist Resorts 3*	3	SK4000021457	03/07/2025	12 700	CORPORATE
71.	Dlhopisy Alto Funding 2028 I	3	SK4000026837	03/03/2025	15 000 000	CORPORATE
72.	Dlhopisy Alto Funding 2028 II	3	SK4000028403	02/12/2025	10 000 000	CORPORATE
73.	Dlhopisy BENCONT 2029 I	3	SK4000027751	09/09/2025	3 413 000	CORPORATE
74.	Dlhopisy BENCONT 2029 I*	3	SK4000027751	06/10/2025	804 000	CORPORATE
75.	Dlhopisy BENCONT 2029 I*	3	SK4000027751	07/10/2025	53 000	CORPORATE
76.	Dlhopisy BENCONT 2029 I*	3	SK4000027751	28/10/2025	224 000	CORPORATE
77.	Dlhopisy BENCONT 2029 I*	3	SK4000027751	19/11/2025	195 000	CORPORATE
78.	Dlhopisy CORWIN 2029 I	31	SK4000027181	30/05/2025	23 000 000	CORPORATE
79.	Dlhopisy HBRI 2029 I	3	SK4000026712	10/02/2025	15 000 000	CORPORATE
80.	Dlhopisy Immocap Istropolis 2029	3	SK4000027843	06/10/2025	25 000 000	CORPORATE
81.	Dlhopisy Lucron Finance 3 2028	3	SK4000028189	10/11/2025	21 000 000	CORPORATE
82.	Dlhopisy SLSP FIX1 2029*	3	SK4000023503	14/10/2025	10 000 000	CORPORATE
83.	Dlhopisy SLSP FIX2 2028*	3	SK4000024642	27/03/2025	8 000 000	BANK
84.	Dlhopisy SLSP FIX2 2028*	3	SK4000024642	25/04/2025	25 000 000	BANK
85.	Dlhopisy SLSP FIX3 2028*	3	SK4000024808	27/03/2025	9 850 000	BANK
86.	Dlhopisy SLSP FIX3 2029	3	SK4000027579	28/07/2025	15 000 000	BANK
87.	Dlhopisy SLSP FIX4 2028*	3	SK4000026464	29/01/2025	15 000 000	BANK
88.	Dlhopisy SLSP FIX4 2028*	3	SK4000026464	27/03/2025	8 000 000	BANK
89.	Dlhopisy SLSP FIX4 2028*	3	SK4000026464	17/07/2025	35 000 000	BANK
90.	Dlhopisy SLSP FIX4 2029	3	SK4000028098	30/10/2025	15 000 000	BANK
91.	Dlhopisy SLSP FIX5 2028 USD	3	SK4000027082	28/03/2025	2 365 000	BANK
92.	Dlhopisy SLSP Green SP FIX1 2032	31	SK4000027264	02/05/2025	15 000 000	BANK
93.	Dlhopisy SLSP Green SP FIX1 2032*	31	SK4000027264	16/06/2025	2 000 000	BANK
94.	Dlhopisy SLSP Green SP FIX1 2032*	31	SK4000027264	23/07/2025	5 000 000	BANK
95.	Dlhopisy SLSP Green SP FIX2 2029*	31	SK4000025367	14/03/2025	4 000 000	BANK
96.	Dlhopisy SLSP Green SP FIX2 2029*	31	SK4000025367	24/07/2025	20 000 000	BANK
97.	Dlhopisy SLSP Green SP FIX2 2029*	31	SK4000025367	29/07/2025	13 000 000	BANK
98.	Dlhopisy SLSP Green SP FLT1 2029	31	SK4000027470	16/06/2025	50 000 000	BANK
99.	Dlhopisy SLSP Green SP FLT1 2029*	31	SK4000027470	14/10/2025	10 000 000	BANK
100.	Dlhopisy SLSP SP FLT1 2030*	3	SK4000024899	06/08/2025	10 000 000	BANK
101.	Dlhopisy Valaliky 2029 I	3	SK4000028437	19/12/2025	15 000 000	BANK
102.	Európske kryté dlhopisy (prémiové) SLSP 2029 I	31	SK4000026787	31/01/2025	500 000 000	CORPORATE
103.	Európske kryté dlhopisy SLSP (prémiové) 2030 I	31	SK4000027876	11/09/2025	500 000 000	BANK
104.	Európsky krytý dlhopis (prémiový) ČSOB SK 2030 I.	31	SK4000027090	10/04/2025	600 000 000	BANK
105.	Európsky krytý dlhopis (prémiový) TB 07 splatný 2028*	31	SK4000026043	12/11/2025	100 000 000	BANK
106.	Európsky krytý dlhopis (prémiový) TB 08 splatný 2032	31	SK4000026910	28/02/2025	500 000 000	BANK
107.	Európsky krytý dlhopis (prémiový) TB 09 splatný 2030	31	SK4000027389	30/05/2025	500 000 000	BANK
108.	Európsky krytý dlhopis (prémiový) TB 09 splatný 2030*	31	SK4000027389	12/11/2025	100 000 000	BANK
109.	Európsky krytý dlhopis (prémiový) TB 10 splatný 2031	31	SK4000027918	17/09/2025	500 000 000	BANK
110.	Európsky krytý dlhopis (prémiový) TB 11 splatný 2029	31	SK4000028528	17/12/2025	250 000 000	BANK
111.	Európsky krytý dlhopis (prémiový) TB 12 splatný 2033	31	SK4000028536	17/12/2025	250 000 000	BANK
112.	EUROVEA II FIN 5,50/2030	3	SK4000027504	22/07/2025	37 000 000	BANK
113.	EUROVEA II FIN 5,50/2030*	3	SK4000027504	29/07/2025	500 000	CORPORATE
114.	EUROVEA II FIN 5,50/2030*	3	SK4000027504	06/08/2025	1 000 000	CORPORATE
115.	EUROVEA II FIN 5,50/2030*	3	SK4000027504	07/08/2025	4 000 000	CORPORATE
116.	EUROVEA II FIN 5,50/2030*	3	SK4000027504	13/08/2025	500 000	CORPORATE
117.	EUROVEA II FIN 5,50/2030*	3	SK4000027504	22/09/2025	5 000 000	CORPORATE
118.	JTRE Financing 2029	3	SK4000028510	22/12/2025	20 000 000	CORPORATE
119.	JTRE Financing 2029*	3	SK4000028510	29/12/2025	500 000	CORPORATE
120.	JTRE Financing 2029*	3	SK4000028510	31/12/2025	1 000 000	CORPORATE
121.	JTREF 5,80/2030	3	SK4000028171	30/10/2025	30 000 000	CORPORATE
122.	JTREF 5,80/2030*	3	SK4000028171	03/11/2025	1 000 000	CORPORATE
123.	JTREF 5,80/2030*	3	SK4000028171	05/11/2025	1 000 000	CORPORATE
124.	JTREF 5,80/2030*	3	SK4000028171	06/11/2025	1 000 000	CORPORATE
125.	JTREF 5,80/2030*	3	SK4000028171	12/11/2025	7 000 000	CORPORATE
126.	JTREF 5,80/2030*	3	SK4000028171	19/11/2025	2 000 000	CORPORATE
127.	JTREF 5,80/2030*	3	SK4000028171	26/11/2025	1 000 000	CORPORATE
128.	JTREF 5,80/2030*	3	SK4000028171	01/12/2025	1 000 000	CORPORATE

* TRANGE

NEW BOND ISSUES AND TRANCHES ADMITTED TO BSSE MARKETS

NO.	NAME OF ISSUE	MARKET	ISIN	TRADING STARTED ON	VOLUME OF ISSUE (EUR)	SECTOR
129.	JTREF 5,80/2030*	3	SK4000028171	09/12/2025	1 000 000	CORPORATE
130.	JTREF 5,80/2030*	3	SK4000028171	29/12/2025	500 000	CORPORATE
131.	JTSEC FIN III 2030	3	SK4000026886	03/03/2025	28 000 000	CORPORATE
132.	JTSEC FIN III 2030*	3	SK4000026886	07/03/2025	1 000 000	CORPORATE
133.	JTSEC FIN III 2030*	3	SK4000026886	11/03/2025	1 000 000	CORPORATE
134.	JTSEC FIN III 2030*	3	SK4000026886	17/03/2025	1 000 000	CORPORATE
135.	JTSEC FIN III 2030*	3	SK4000026886	20/03/2025	1 000 000	CORPORATE
136.	JTSEC FIN III 2030*	3	SK4000026886	25/03/2025	1 000 000	CORPORATE
137.	JTSEC FIN III 2030*	3	SK4000026886	27/03/2025	5 000 000	CORPORATE
138.	JTSEC FIN III 2030*	3	SK4000026886	31/03/2025	1 000 000	CORPORATE
139.	JTSEC FIN III 2030*	3	SK4000026886	03/04/2025	1 000 000	CORPORATE
140.	JTSEC FIN III 2030*	3	SK4000026886	14/04/2025	1 000 000	CORPORATE
141.	JTSEC FIN III 2030*	3	SK4000026886	28/04/2025	200 000	CORPORATE
142.	JTSEC FIN III 2030*	3	SK4000026886	02/05/2025	800 000	CORPORATE
143.	JTSEC FIN III 2030*	3	SK4000026886	09/05/2025	1 000 000	CORPORATE
144.	JTSEC FIN III 2030*	3	SK4000026886	14/05/2025	1 000 000	CORPORATE
145.	JTSEC FIN III 2030*	3	SK4000026886	04/06/2025	1 000 000	CORPORATE
146.	JTSEC FIN III 2030*	3	SK4000026886	18/06/2025	500 000	CORPORATE
147.	JTSEC FIN III 2030*	3	SK4000026886	20/06/2025	1 000 000	CORPORATE
148.	JTSEC FIN III 2030*	3	SK4000026886	07/07/2025	2 500 000	CORPORATE
149.	JTSEC FIN III 2030*	3	SK4000026886	09/07/2025	1 000 000	CORPORATE
150.	JTSEC FIN III/2029*	3	SK4000026571	10/01/2025	3 599 000	CORPORATE
151.	JTSEC FIN III/2029*	3	SK4000026571	21/01/2025	7 000 000	CORPORATE
152.	JTSEC FIN IV 2028	3	SK4000027736	05/08/2025	3 991 000	CORPORATE
153.	JTSEC FIN IV 2028*	3	SK4000027736	06/08/2025	1 000 000	CORPORATE
154.	JTSEC FIN IV 2028*	3	SK4000027736	11/08/2025	1 000 000	CORPORATE
155.	JTSEC FIN IV 2028*	3	SK4000027736	15/08/2025	1 000 000	CORPORATE
156.	JTSEC FIN IV 2028*	3	SK4000027736	22/08/2025	1 000 000	CORPORATE
157.	JTSEC FIN IV 2028*	3	SK4000027736	17/09/2025	1 000 000	CORPORATE
158.	JTSEC FIN IV 2028*	3	SK4000027736	19/09/2025	5 000 000	CORPORATE
159.	JTSEC FIN IV 2028*	3	SK4000027736	02/10/2025	1 000 000	CORPORATE
160.	JTSEC FIN IV 2028*	3	SK4000027736	06/10/2025	1 000 000	CORPORATE
161.	JTSEC FIN IV 2028*	3	SK4000027736	08/10/2025	1 000 000	CORPORATE
162.	JTSEC FIN IV 2028*	3	SK4000027736	15/10/2025	1 000 000	CORPORATE
163.	JTSEC FIN IV 2028*	3	SK4000027736	18/12/2025	500 000	CORPORATE
164.	JTSEC FIN IV 2028*	3	SK4000027736	22/12/2025	5 500 000	CORPORATE
165.	JTSEC FIN IV 5,50/2028	3	SK4000027728	05/08/2025	13 500 000	CORPORATE
166.	JTSEC FIN IV 5,50/2028*	3	SK4000027728	07/08/2025	1 000 000	CORPORATE
167.	JTSEC FIN IV 5,50/2028*	3	SK4000027728	13/08/2025	500 000	CORPORATE
168.	JTSEC FIN IV 5,50/2028*	3	SK4000027728	15/08/2025	1 000 000	CORPORATE
169.	JTSEC FIN IV 5,50/2028*	3	SK4000027728	27/08/2025	1 000 000	CORPORATE
170.	JTSEC FIN IV 5,50/2028*	3	SK4000027728	09/09/2025	4 000 000	CORPORATE
171.	JTSEC FIN IV 5,50/2028*	3	SK4000027728	11/09/2025	6 000 000	CORPORATE
172.	JTSEC FIN IV 5,50/2028*	3	SK4000027728	19/09/2025	5 000 000	CORPORATE
173.	JTSEC FIN IV 5,50/2028*	3	SK4000027728	16/10/2025	1 000 000	CORPORATE
174.	JTSEC FIN IV 5,50/2028*	3	SK4000027728	23/10/2025	1 000 000	CORPORATE
175.	JTSEC FIN IV 5,50/2028*	3	SK4000027728	30/10/2025	1 000 000	CORPORATE
176.	JTSEC FIN IV 5,50/2028*	3	SK4000027728	25/11/2025	500 000	CORPORATE
177.	JTSEC FIN IV 5,50/2028*	3	SK4000027728	26/11/2025	500 000	CORPORATE
178.	JTSEC FIN IV 5,50/2028*	3	SK4000027728	05/12/2025	4 000 000	CORPORATE
179.	JTSEC FIN IV 5,50/2030	3	SK4000027132	28/04/2025	20 000 000	CORPORATE
180.	JTSEC FIN IV 5,50/2030*	3	SK4000027132	02/05/2025	1 000 000	CORPORATE
181.	JTSEC FIN IV 5,50/2030*	3	SK4000027132	06/05/2025	1 000 000	CORPORATE
182.	JTSEC FIN IV 5,50/2030*	3	SK4000027132	09/05/2025	1 000 000	CORPORATE
183.	JTSEC FIN IV 5,50/2030*	3	SK4000027132	12/05/2025	1 000 000	CORPORATE
184.	JTSEC FIN IV 5,50/2030*	3	SK4000027132	19/05/2025	2 000 000	CORPORATE
185.	JTSEC FIN IV 5,50/2030*	3	SK4000027132	21/05/2025	1 000 000	CORPORATE
186.	JTSEC FIN IV 5,50/2030*	3	SK4000027132	28/05/2025	1 000 000	CORPORATE
187.	JTSEC FIN IV 5,50/2030*	3	SK4000027132	29/05/2025	1 000 000	CORPORATE
188.	JTSEC FIN IV 5,50/2030*	3	SK4000027132	16/06/2025	1 000 000	CORPORATE
189.	JTSEC FIN IV 5,50/2030*	3	SK4000027132	24/06/2025	500 000	CORPORATE
190.	JTSEC FIN IV 5,50/2030*	3	SK4000027132	02/07/2025	500 000	CORPORATE

* TRANGE

NEW BOND ISSUES AND TRANCHES ADMITTED TO BSSE MARKETS

NO.	NAME OF ISSUE	MARKET	ISIN	TRADING STARTED ON	VOLUME OF ISSUE (EUR)	SECTOR
191.	JTSEC FIN IV 5,50/2030*	3	SK4000027132	10/07/2025	1 000 000	CORPORATE
192.	JTSEC FIN IV 5,50/2030*	3	SK4000027132	17/07/2025	18 000 000	CORPORATE
193.	JTSEC FIN IV 5,75/2030	3	SK4000028379	24/11/2025	10 290 000	CORPORATE
194.	JTSEC FIN IV 5,75/2030*	3	SK4000028379	27/11/2025	3 710 000	CORPORATE
195.	JTSEC FIN IV 5,75/2030*	3	SK4000028379	01/12/2025	1 000 000	CORPORATE
196.	JTSEC FIN IV 5,75/2030*	3	SK4000028379	02/12/2025	500 000	CORPORATE
197.	JTSEC FIN IV 5,75/2030*	3	SK4000028379	03/12/2025	500 000	CORPORATE
198.	JTSEC FIN IV 5,75/2030*	3	SK4000028379	05/12/2025	1 000 000	CORPORATE
199.	JTSEC FIN IV 5,75/2030*	3	SK4000028379	09/12/2025	1 000 000	CORPORATE
200.	JTSEC FIN IV 5,75/2030*	3	SK4000028379	15/12/2025	500 000	CORPORATE
201.	JTSEC FIN IV 5,75/2030*	3	SK4000028379	19/12/2025	500 000	CORPORATE
202.	JTSEC FIN IV 5,75/2030*	3	SK4000028379	30/12/2025	500 000	CORPORATE
203.	PPD II	3	SK4000027447	27/10/2025	8 216 000	CORPORATE
204.	Pro Partners Holding VIII.	3	SK4000026209	23/01/2025	24 232 000	CORPORATE
205.	ŠD 233/AB*	11	SK4120013400	20/02/2025	381 000 000	CORPORATE
206.	ŠD 233/AC*	11	SK4120013400	25/04/2025	61 700 000	GOVERNMENT
207.	ŠD 233/AD*	11	SK4120013400	23/10/2025	105 800 000	GOVERNMENT
208.	ŠD 233/AE*	11	SK4120013400	21/11/2025	90 000 000	GOVERNMENT
209.	ŠD 242/U*	11	SK4000018958	19/09/2025	97 200 000	GOVERNMENT
210.	ŠD 242/V*	11	SK4000018958	23/10/2025	105 600 000	GOVERNMENT
211.	ŠD 242/W*	11	SK4000018958	21/11/2025	102 000 000	GOVERNMENT
212.	ŠD 243/H*	11	SK4000019857	20/03/2025	103 200 000	GOVERNMENT
213.	ŠD 243/I*	11	SK4000019857	19/06/2025	123 300 000	GOVERNMENT
214.	ŠD 245/K*	11	SK4000022539	20/02/2025	135 000 000	GOVERNMENT
215.	ŠD 245/L*	11	SK4000022539	20/03/2025	245 600 000	GOVERNMENT
216.	ŠD 245/M*	11	SK4000022539	25/04/2025	265 300 000	GOVERNMENT
217.	ŠD 245/N*	11	SK4000022539	22/05/2025	124 600 000	GOVERNMENT
218.	ŠD 245/O*	11	SK4000022539	19/06/2025	228 000 000	GOVERNMENT
219.	ŠD 245/P*	11	SK4000022539	19/09/2025	273 800 000	GOVERNMENT
220.	ŠD 245/R*	11	SK4000022539	23/10/2025	191 300 000	GOVERNMENT
221.	ŠD 246/A*	11	SK4000022547	23/01/2025	259 500 000	GOVERNMENT
222.	ŠD 246/B*	11	SK4000022547	19/09/2025	106 000 000	GOVERNMENT
223.	ŠD 246/C*	11	SK4000022547	21/11/2025	170 600 000	GOVERNMENT
224.	ŠD 247/I*	11	SK4000023230	23/01/2025	245 200 000	GOVERNMENT
225.	ŠD 247/J*	11	SK4000023230	20/03/2025	114 000 000	GOVERNMENT
226.	ŠD 247/K*	11	SK4000023230	22/05/2025	241 400 000	GOVERNMENT
227.	ŠD 247/L*	11	SK4000023230	19/06/2025	187 800 000	GOVERNMENT
228.	ŠD 247/M*	11	SK4000023230	19/09/2025	98 600 000	GOVERNMENT
229.	ŠD 248/G*	11	SK4000024683	23/01/2025	167 900 000	GOVERNMENT
230.	ŠD 248/H*	11	SK4000024683	20/02/2025	149 900 000	GOVERNMENT
231.	ŠD 248/I*	11	SK4000024683	25/04/2025	77 000 000	GOVERNMENT
232.	ŠD 248/J*	11	SK4000024683	22/05/2025	161 100 000	GOVERNMENT
233.	ŠD 248/K*	11	SK4000024683	21/11/2025	100 000 000	GOVERNMENT
234.	ŠD 250/F*	11	SK4000024865	23/01/2025	257 100 000	GOVERNMENT
235.	ŠD 250/G*	11	SK4000024865	20/02/2025	221 500 000	GOVERNMENT
236.	ŠD 250/H*	11	SK4000024865	20/03/2025	88 000 000	GOVERNMENT
237.	ŠD 250/I*	11	SK4000024865	25/04/2025	241 500 000	GOVERNMENT
238.	ŠD 251/A*	11	SK4000026241	22/05/2025	157 000 000	GOVERNMENT
239.	ŠD 251/B*	11	SK4000026241	19/06/2025	62 600 000	GOVERNMENT
240.	ŠD 251/C*	11	SK4000026241	23/10/2025	123 600 000	GOVERNMENT
241.	ŠD 252	11	SK4000026845	28/02/2025	3 000 000 000	GOVERNMENT
242.	ŠD 253 INVESTOR	11	SK4000026852	03/04/2025	250 000 000	GOVERNMENT
243.	ŠD 254 PATRIOT	11	SK4000026860	03/04/2025	250 000 000	GOVERNMENT
244.	ŠD 255/A	11	SK4000027397	05/06/2025	817 000 000	GOVERNMENT
245.	ŠD 256	11	SK4000028304	05/11/2025	2 000 000 000	GOVERNMENT
246.	T2 Dlhopisy SLSP 2035 I	31	SK4000028312	07/11/2025	150 000 000	GOVERNMENT

* TRANGE

BONDS REDEEMED AT MATURITY ON BSSE MARKETS

NO.	NAME OF ISSUE	MARKET	ISIN	EXCLUSION DATE	VOLUME OF ISSUE (EUR)	SECTOR
1.	Pro Partners Holding VI.	3	SK4000016580	09/01/2025	5 007 000	CORPORATE
2.	HZL Slovenská sporiteľňa, a. s. FIX1 2025	3	SK4120008947	17/01/2025	4 350 000	MORTGAGE
3.	Dlhopisy Across Tech Opportunities	3	SK4000020285	31/01/2025	12 000 000	CORPORATE
4.	Dlhopisy JTEF II 5,25/2025	3	SK4120013764	06/02/2025	50 000 000	CORPORATE
5.	Dlhopisy HBR 2025 I	3	SK4120014853	08/02/2025	4 797 000	CORPORATE
6.	Green Senior Dlhopis TB 3NC2 2026	3	SK4000022505	15/02/2025	300 000 000	BANK
7.	Dlhopisy SLSP FIX1 2025	3	SK4120014929	19/02/2025	10 000 000	BANK
8.	Dlhopisy SLSP FIX11 2025 USD**	3	SK4000022455	28/02/2025	5 000 000	BANK
9.	Dlhopisy SLSP ZERO1 2025	3	SK4120015017	04/03/2025	5 000 000	BANK
10.	Krytý dlhopis TB 04 splatný 2025	3	SK4000018636	05/03/2025	500 000 000	BANK
11.	HZL Slovenská sporiteľňa, a.s. FIX3 2025	3	SK4120012683	06/03/2025	100 000 000	MORTGAGE
12.	Dlhopisy SLSP FIX9 2025	3	SK4000022059	12/03/2025	5 000 000	BANK
13.	Dlhopisy SLSP ZERO1 2025 CZK*	3	SK4000016895	13/03/2025	106 000 000	BANK
14.	Dlhopisy HBR 2025 IV	3	SK4000018586	24/03/2025	3 251 000	CORPORATE
15.	Dlhopisy HBR 2025 V	3	SK4000018701	24/03/2025	3 447 000	CORPORATE
16.	Dlhopis Across Funding 11	3	SK4000018917	12/04/2025	12 000 000	CORPORATE
17.	HZL Tatra banka 83	3	SK4120010711	29/04/2025	50 000 000	MORTGAGE
18.	Štátny dlhopis 238	11	SK4000017158	14/05/2025	3 000 000 000	GOVERNMENT
19.	Dlhopis Lucron Premium II	3	SK4000022935	15/05/2025	4 271 200	CORPORATE
20.	HZL VÚB 87	3	SK4120010794	07/06/2025	100 000 000	MORTGAGE
21.	D SLSP FIX4 2025	3	SK4000017463	19/06/2025	15 000 000	BANK
22.	PPD I	3	SK4000019451	28/06/2025	1 955 000	CORPORATE
23.	Dlhopisy SLSP FIX6 2025	3	SK4000021150	30/06/2025	30 000 000	BANK
24.	Dlhopisy LIOQA I 2025	3	SK4000020947	30/06/2025	6 000 000	CORPORATE
25.	Dlhopisy SLSP FIX3 2025	3	SK4000017364	30/06/2025	5 000 000	BANK
26.	Dlhopis Across Properties 3	3	SK4000017588	05/07/2025	25 000 000	CORPORATE
27.	Dlhopis JTFG XII 3,75/2025	3	SK4000019386	30/07/2025	25 000 000	CORPORATE
28.	Dlhopisy JTEF VII 2025	3	SK4000015673	01/08/2025	100 000 000	CORPORATE
29.	HZL Slovenská sporiteľňa, a. s. FIX2 2025	3	SK4120010950	04/08/2025	10 000 000	MORTGAGE
30.	Krytý dlhopis SLSP 2025 I	3	SK4120014507	22/08/2025	250 000 000	BANK
31.	EUROVEA II 2025	3	SK4000016903	02/09/2025	30 000 000	CORPORATE
32.	HZL VÚB 43	12	SK4120006271	26/09/2025	16 596 960	MORTGAGE
33.	Dlhopisy LIOQA II 2025	3	SK4000021614	27/09/2025	3 956 000	CORPORATE
34.	HZL VÚB 89	3	SK4120011065	27/09/2025	100 000 000	MORTGAGE
35.	Dlhopisy SLSP FIX7 2025	3	SK4000021598	30/09/2025	62 103 000	BANK
36.	Dlhopisy HBR 2025 II	3	SK4000015814	30/09/2025	7 277 000	CORPORATE
37.	Dlhopisy SLSP FIX5 2025	3	SK4000017927	07/10/2025	100 000 000	BANK
38.	Štátny dlhopis 216	11	SK4120007543	14/10/2025	3 000 000 000	GOVERNMENT
39.	UCB HZL 1,80/2025	3	SK4120011123	15/10/2025	10 000 000	MORTGAGE
40.	Dlhopisy SLSP Green SP FIX8 2025	3	SK4000021994	18/10/2025	25 000 000	BANK
41.	CPI FS I 5,25/2025	3	SK4000021739	21/10/2025	9 000 000	CORPORATE
42.	Dlhopis Prime Tourist Resorts 3	3	SK4000021457	25/10/2025	6 078 500	CORPORATE
43.	Dlhopisy SLSP FIX8 2025 USD**	3	SK4000021796	25/10/2025	4 999 000	BANK
44.	Dlhopis JTREF 2025	3	SK4120014416	31/10/2025	60 000 000	CORPORATE
45.	Krytý dlhopis TB 06 Zero 3/11/2025	3	SK4000023925	03/11/2025	25 000 000	BANK
46.	Dlhopisy JTEF VI 2025	3	SK4120015181	08/11/2025	70 000 000	CORPORATE
47.	Dlhopisy Lucron Finance 3 2025	3	SK4000021770	14/11/2025	8 706 000	CORPORATE
48.	Dlhopisy HBR 2025 III	3	SK4000016218	18/11/2025	8 492 000	CORPORATE
49.	AUCTOR 5,00/2025	3	SK4000018149	22/11/2025	80 000 000	CORPORATE
50.	Dlhopisy SLSP FIX10 2025 USD**	3	SK4000022075	25/11/2025	3 759 000	BANK
51.	Dlhopisy SLSP FIX2 2025	3	SK4000015293	12/12/2025	5 956 000	BANK
52.	Alpha Quest 5,00/2025	3	SK4000018206	13/12/2025	40 000 000	CORPORATE
53.	BENCONT GROUP 01	3	SK4120014838	17/12/2025	12 000 000	CORPORATE

* NOMINAL VALUE (CZK)

MEMBERS OF THE BSSE

LIST OF BSSE MEMBERS IN 2025

MEMBER
Agentúra pre riadenie dlhu a likvidity - ARDAL
365.BANK, a.s.
ČESKOSLOVENSKÁ OBCHODNÁ BANKA, a.s.
J&T BANKA, a.s., pobočka zahraničnej banky
NÁRODNÁ BANKA SLOVENSKA
PATRIA FINANCE, a.s.
PRIMA BANKA SLOVENSKO, a.s.
RM - S MARKET o.c.p., a.s.
SLOVENSKÁ SPORITELŇA, a.s.
TATRA BANKA, a.s.
VŠEOBECNÁ ÚVEROVÁ BANKA, a.s.

* ENTITY AUTHORISED TO STOCK EXCHANGE TRADING; NBS DOES NOT INTERMEDIATE PURCHASE AND SALE OF SECURITIES

TOP 5 BSSE MEMBERS IN 2025

RANK	MEMBER	SHARES - TURNOVER (EUR)	SHARE (%)
1.	TATRA BANKA, a.s.	2 539 472	38.62%
2.	J&T BANKA, a.s., pobočka zahraničnej banky	1 535 574	23.35%
3.	RM - S Market o.c.p., a.s.	1 199 492	18.24%
4.	PATRIA FINANCE, a.s.	831 725	12.65%
5.	365.BANK, a.s.	214 029	3.25%
	TOTAL TOP 5	6 320 291	96.11%
	TOTAL BSSE	6 576 302	100.00%

RANK	MEMBER	BONDS - TURNOVER (EUR)	SHARE (%)
1.	J&T BANKA, a.s., pobočka zahraničnej banky	2 539 472	38.62%
2.	SLOVENSKÁ SPORITEĽŇA, a.s.	1 535 574	23.35%
3.	TATRA BANKA, a.s.	1 199 492	18.24%
4.	RM - S Market o.c.p., a.s.	831 725	12.65%
5.	VŠEOBECNÁ ÚVEROVÁ BANKA, a.s.	214 029	3.25%
	TOTAL TOP 5	6 320 291	96.11%
	TOTAL BSSE	6 576 302	100.00%

RANK	MEMBER	TOTAL - TURNOVER (EUR)	SHARE (%)
1.	J&T BANKA, a.s., pobočka zahraničnej banky	705 859 570	83.37%
2.	SLOVENSKÁ SPORITEĽŇA, a.s.	62 394 558	7.37%
3.	TATRA BANKA, a.s.	48 845 126	5.77%
4.	RM - S Market o.c.p., a.s.	19 170 580	2.26%
5.	VŠEOBECNÁ ÚVEROVÁ BANKA, a.s.	6 863 925	0.81%
	TOTAL TOP 5	843 133 759	99.58%
	TOTAL BSSE	846 678 386	100.00%

MTF ANNUAL STATISTIC

MTF - BASIC DATA

	2025	2024	2023
NUMBER OF TRADING DAYS	249	250	247
TOTAL TRADING VOLUME (EUR)	78 144	81 939	112 731
AVERAGE DAILY VOLUME (EUR)	314	328	456

SHARES AND COOPERATIVE UNITS

TOTAL TRADING VOLUME (EUR)	78 144	81 939	112 731
AVERAGE DAILY VOLUME (EUR)	314	328	456
NUMBER OF ISSUES	17	18	18
SHARES	14	15	15
COOPERATIVE UNITS	3	3	3

BONDS

TOTAL TRADING VOLUME (EUR)	0	0	0
AVERAGE DAILY VOLUME (EUR)	0	0	0
NUMBER OF ISSUES	0	0	0

MTF TRADING VOLUMES OVER LAST 5 YEARS

TOTAL VOLUMES

YEAR	ELECTRONIC ORDER BOOK TRANSACTIONS			NEGOTIATED TRANSACTIONS			TOTAL			
	VOLUME (EUR)	AMOUNT (UNITS)	NO/ OF TR/	VOLUME (EUR)	AMOUNT (UNITS)	NO/ OF TR/	VOLUME (EUR)	VOLUME (USD)	AMOUNT (UNITS)	NO/ OF TR/
2021	203 862	3 852	113	0	0	0	203 862	231 057	3 852	113
2022	53 221	1 650	91	0	0	0	53 221	55 608	1 650	91
2023	112 731	587	95	0	0	0	112 731	120 712	587	95
2024	81 939	468	138	0	0	0	81 939	88 806	468	138
2025	78 144	453	120	0	0	0	78 144	88 150	453	120

SHARES AND COOPERATIVE UNITS

YEAR	ELECTRONIC ORDER BOOK TRANSACTIONS			NEGOTIATED TRANSACTIONS			TOTAL			
	VOLUME (EUR)	AMOUNT (UNITS)	NO/ OF TR/	VOLUME (EUR)	AMOUNT (UNITS)	NO/ OF TR/	VOLUME (EUR)	VOLUME (USD)	AMOUNT (UNITS)	NO/ OF TR/
2021	203 862	3 852	113	0	0	0	203 862	231 057	3 852	113
2022	53 221	1 650	91	0	0	0	53 221	55 608	1 650	91
2023	112 731	587	95	0	0	0	112 731	120 712	587	95
2024	81 939	468	138	0	0	0	81 939	88 806	468	138
2025	78 144	453	120	0	0	0	78 144	88 150	453	120

BONDS

YEAR	ELECTRONIC ORDER BOOK TRANSACTIONS			NEGOTIATED TRANSACTIONS			TOTAL			
	VOLUME (EUR)	AMOUNT (UNITS)	NO/ OF TR/	VOLUME (EUR)	AMOUNT (UNITS)	NO/ OF TR/	VOLUME (EUR)	VOLUME (USD)	AMOUNT (UNITS)	NO/ OF TR/
2021	0	0	0	0	0	0	0	0	0	0
2022	0	0	0	0	0	0	0	0	0	0
2023	0	0	0	0	0	0	0	0	0	0
2024	0	0	0	0	0	0	0	0	0	0
2025	0	0	0	0	0	0	0	0	0	0

MTF - TOTAL TRADING VOLUME - 2025

	ELECTRONIC ORDER BOOK TRANSACTIONS			NEGOTIATED TRANSACTIONS			TOTAL			
	VOLUME (EUR)	AMOUNT (UNITS)	NO/ OF TR/	VOLUME (EUR)	AMOUNT (UNITS)	NO/ OF TR/	VOLUME (EUR)	VOLUME (USD)	AMOUNT (UNITS)	NO/ OF TR/
01/2025	4 487	55	14	0	0	0	4 487	4 663	55	14
02/2025	10 432	62	21	0	0	0	10 432	10 861	62	21
03/2025	2 824	33	15	0	0	0	2 824	2 940	33	15
04/2025	4 518	36	13	0	0	0	4 518	5 138	36	13
05/2025	5 766	31	11	0	0	0	5 766	6 538	31	11
06/2025	1 004	16	5	0	0	0	1 004	1 177	16	5
07/2025	120	4	2	0	0	0	120	137	4	2
08/2025	1 236	6	3	0	0	0	1 236	1 443	6	3
09/2025	1 410	17	6	0	0	0	1 410	1 655	17	6
10/2025	6 007	47	7	0	0	0	6 007	6 940	47	7
11/2025	38 026	130	16	0	0	0	38 026	43 936	130	16
12/2025	2 314	16	7	0	0	0	2 314	2 721	16	7
SUM	78 144	453	120	0	0	0	78 144	88 150	453	120

SHARES AND COOPERATIVE UNITS

	ELECTRONIC ORDER BOOK TRANSACTIONS			NEGOTIATED TRANSACTIONS			TOTAL			
	VOLUME (EUR)	AMOUNT (UNITS)	NO/ OF TR/	VOLUME (EUR)	AMOUNT (UNITS)	NO/ OF TR/	VOLUME (EUR)	VOLUME (USD)	AMOUNT (UNITS)	NO/ OF TR/
01/2025	4 487	55	14	0	0	0	4 487	4 663	55	14
02/2025	10 432	62	21	0	0	0	10 432	10 861	62	21
03/2025	2 824	33	15	0	0	0	2 824	2 940	33	15
04/2025	4 518	36	13	0	0	0	4 518	5 138	36	13
05/2025	5 766	31	11	0	0	0	5 766	6 538	31	11
06/2025	1 004	16	5	0	0	0	1 004	1 177	16	5
07/2025	120	4	2	0	0	0	120	137	4	2
08/2025	1 236	6	3	0	0	0	1 236	1 443	6	3
09/2025	1 410	17	6	0	0	0	1 410	1 655	17	6
10/2025	6 007	47	7	0	0	0	6 007	6 940	47	7
11/2025	38 026	130	16	0	0	0	38 026	43 936	130	16
12/2025	2 314	16	7	0	0	0	2 314	2 721	16	7
SUM	78 144	453	120	0	0	0	78 144	88 150	453	120

BONDS

	ELECTRONIC ORDER BOOK TRANSACTIONS			NEGOTIATED TRANSACTIONS			TOTAL			
	VOLUME (EUR)	AMOUNT (UNITS)	NO/ OF TR/	VOLUME (EUR)	AMOUNT (UNITS)	NO/ OF TR/	VOLUME (EUR)	VOLUME (USD)	AMOUNT (UNITS)	NO/ OF TR/
01/2025	0	0	0	0	0	0	0	0	0	0
02/2025	0	0	0	0	0	0	0	0	0	0
03/2025	0	0	0	0	0	0	0	0	0	0
04/2025	0	0	0	0	0	0	0	0	0	0
05/2025	0	0	0	0	0	0	0	0	0	0
06/2025	0	0	0	0	0	0	0	0	0	0
07/2025	0	0	0	0	0	0	0	0	0	0
08/2025	0	0	0	0	0	0	0	0	0	0
09/2025	0	0	0	0	0	0	0	0	0	0
10/2025	0	0	0	0	0	0	0	0	0	0
11/2025	0	0	0	0	0	0	0	0	0	0
12/2025	0	0	0	0	0	0	0	0	0	0
SUM	0	0	0	0	0	0	0	0	0	0

AMOUNT (UNITS) - AMOUNT OF TRANSFERRED UNITS OF SECURITIES

NO/ OF TR/ - NUMBER OF TRANSACTIONS

USD CONVERSIONS ARE CALCULATED WITH AN EXCHANGE RATE AT THE END OF MONTH

MTF - MARKET CAPITALISATION OF SHARES AND COOPERATIVE UNITS DEVELOPMENT

MARKET	EUR 31/12/2024	EUR 31/01/2025	EUR 28/02/2025	EUR 31/03/2025	EUR 30/04/2025	EUR 31/05/2025	EUR 30/06/2025
SHARES AND COOPERATIVE UNITS TOTAL	1 138 976 486	1 127 471 814	1 134 163 932	1 137 163 932	1 149 163 932	1 143 163 932	1 137 163 932
REAL	1 133 586 746	1 122 082 075	1 128 774 193	1 131 774 193	1 143 774 193	1 137 774 193	1 131 774 193
NOMINAL	2 805 051	2 805 051	2 805 051	2 805 051	2 805 051	2 805 051	2 805 051
COOPERATIVE UNITS	2 584 689	2 584 689	2 584 689	2 584 689	2 584 689	2 584 689	2 584 689

MARKET	EUR 31/07/2025	EUR 31/08/2025	EUR 30/09/2025	EUR 31/10/2025	EUR 30/11/2025	EUR 31/12/2025
SHARES AND COOPERATIVE UNITS TOTAL	1 137 163 932	1 140 163 932	1 113 394 227	1 161 394 227	1 239 487 003	1 137 163 932
REAL	1 131 774 193	1 134 774 193	1 108 004 488	1 156 004 488	1 234 097 264	1 131 774 193
NOMINAL	2 805 051	2 805 051	2 805 051	2 805 051	2 805 051	2 805 051
COOPERATIVE UNITS	2 584 689	2 584 689	2 584 689	2 584 689	2 584 689	2 584 689

MARKET	USD 31/12/2024	USD 31/01/2025	USD 28/02/2025	USD 31/03/2025	USD 30/04/2025	USD 31/05/2025	USD 30/06/2025
SHARES AND COOPERATIVE UNITS TOTAL	1 189 547 041	1 171 781 456	1 180 778 070	1 229 842 792	1 306 944 140	1 296 233 583	1 143 163 932
REAL	1 183 917 998	1 166 179 900	1 175 166 812	1 224 013 790	1 300 814 390	1 290 122 157	1 137 774 193
NOMINAL	2 929 595	2 915 289	2 920 338	3 033 662	3 190 184	3 180 647	2 805 051
COOPERATIVE UNITS	2 699 449	2 686 267	2 690 919	2 795 341	2 939 566	2 930 778	2 584 689

MARKET	USD 31/07/2025	USD 31/08/2025	USD 30/09/2025	USD 31/10/2025	USD 30/11/2025	USD 31/12/2025
SHARES AND COOPERATIVE UNITS TOTAL	1 301 597 837	1 331 255 407	1 307 236 162	1 341 874 890	1 433 590 667	1 336 963 635
REAL	1 295 428 741	1 324 962 348	1 300 908 069	1 335 647 585	1 427 356 895	1 330 626 919
NOMINAL	3 210 661	3 275 177	3 293 410	3 240 955	3 244 321	3 297 898
COOPERATIVE UNITS	2 958 435	3 017 882	3 034 683	2 986 349	2 989 451	3 038 818

DEVELOPMENT OF NUMBER OF ISSUES

MARKET	31/12/2024	31/01/2025	28/02/2025	31/03/2025	30/04/2025	31/05/2025	30/06/2025
SHARES AND COOPERATIVE UNITS TOTAL	18	17	17	17	17	17	17
REAL	13	12	12	12	12	12	12
NOMINAL	2	2	2	2	2	2	2
COOPERATIVE UNITS	3	3	3	3	3	3	3

MARKET	31/07/2025	31/08/2025	30/09/2025	31/10/2025	30/11/2025	31/12/2025
SHARES AND COOPERATIVE UNITS TOTAL	17	17	17	17	17	17
REAL	12	12	12	12	12	12
NOMINAL	2	2	2	2	2	2
COOPERATIVE UNITS	3	3	3	3	3	3

REAL ... MARKET CAPITALISATION OF ISSUES THAT HAVE A MARKET PRICE

NOMINAL ... NOMINAL VALUE OF ISSUES THAT HAVE NOT HAD A MARKET PRICE SO FAR

USD CONVERSIONS ARE CALCULATED WITH AN EXCHANGE RATE AT THE END OF MONTH

MTF - SHARES AND COOPERATIVE UNITS

NAME OF SECURITY	ISIN	ELECTRONIC ORDER BOOK TRANSACTIONS			NEGOTIATED TRANSACTIONS			TOTAL VOLUME (EUR)	AVERAGE PRICE (EUR)	DATE OF AVERAGE PRICE
		VOLUME (EUR)	AMOUNT (UNITS)	NO/ OF TR/	VOLUME (EUR)	AMOUNT (UNITS)	NO/ OF TR/			
Allianz-Slov/ poist/	SK1110004407	70 594	219	43	0	0	0	70 594	292.00	29/12/2025
Zentiva 2	SK1120004439	7 550	234	77	0	0	0	7 550	30.00	22/12/2025

AMOUNT (UNITS) - AMOUNT OF TRANSFERRED UNITS OF SECURITIES

NO/ OF TR/ - NUMBER OF TRANSACTIONS

AVERAGE PRICE - LAST AVERAGE PRICE

SHARE ISSUES AND COOPERATIVE UNITS ADMITTED TO THE MTF

NO/	NAME OF ISSUE	MARKET	ISIN	DATE OF START OF TRADING	AMOUNT OF ISSUE IN EUR
-----	---------------	--------	------	--------------------------	------------------------

SHARE ISSUES AND COOPERATIVE UNITS EXCLUDED FROM MTF

NO/	NAME OF ISSUE	MARKET	ISIN	EXCLUSION DATE	AMOUNT OF ISSUE IN EUR
1	Merina	4	CS0005049659	17/1/2025	1 972 005.00