FACTBOOK 2024

BURZA CENNÝCH PAPIEROV V BRATISLAVE

BRATISLAVA STOCK EXCHANGE

CONTENTS

INTRODUCTION 2

BSSE ANNUAL ATATISTICS 5

BSSE MEMBERS 26

MTF ANNUAL STATISTICS 29

INTRODUCTION

SECURITIES ON THE STOCK EXCHANGE MARKETS

As of the last trading day of 2024, 242 issues of securities (shares and bonds) were placed on the Bratislava Stock Exchange (BSSE) markets, of which 29 issues on the main listed market, 12 issues on the parallel listed market and 201 issues on the regulated free market. Of the above issues of securities, 1 issue was denominated in CZK and 5 issues were denominated in USD.

Issues admitted in 2024

A total of 43 new issues of securities by domestic issuers in the total nominal value of 9.292 billion EUR began to be traded on the BSSE markets in 2024. The main listed market expanded by 4 new issues of government bonds and 1 issue of shares was also admitted in 2024. On the listed parallel market, the volume of one share issue was increased due to an increase in share capital. The number of issues on the regulated free market increased by 38 issues of securities (16 issues of bank bonds, 21 issues of corporate bonds and 1 issue of shares).

In addition to newly admitted issues of bonds, the inflow of new capital to the BSSE markets was also realized through the admission of new tranches of already admitted bonds in 2024. This way, in 2024, the issued volume of 10 issues of government bonds and 4 issues of bank bonds increased, while the total nominal value of the admitted capital amounted to 6.463 billion EUR.

The total value of the capital newly admitted to the BSSE markets thus represented 15.755 billion EUR.

Termination of trading of issues in 2024

In the twelve months of 2024, trading of 1 issue of shares in the total nominal value of 33.181 mil. EUR was terminated, which was excluded from trading due to non-fulfilment of the issuer´s information obligations.
In the monitored period, due to the maturity of bonds, the BSSE terminated trading of 2 issues of government bonds in the amount of 5.0 billion EUR on the main listed market and did not terminate trading of any issues on the parallel listed market.
Trading of 31 issues of debt securities (3 issues of mortgage bonds, 15 issues of corporate bonds and 13 issues of bank bonds) in the total amount of 1.990 billion EUR was terminated on the regulated free market.

TRADING

In 2024, the Bratislava Stock Exchange (BSSE) and its electronic trading system were open for its members for 250 trading days. In the given period, a total of 8 128 transactions took place, in which 16 315 969 securities were traded and the achieved financial volume reached 434,47 mil. EUR. Compared to the trading results for 2023, this represented an increase in the number of executed transactions (11.31%), an increase in the number of traded securities (4683.73%) and an increase in the achieved financial volume (35.73%). During the twelve months of 2024, the number of electronic order book trades amounted to 8 127 transactions with the total financial volume of 434.45 mil. EUR, which represented an increase of 35.73% on a year-on-year basis. One negotiated deal in the financial volume of 19 000 EUR took place. In the monitored period, 99.27% of the total achieved financial volume was achieved from bond trading. During 250 trading days, debt securities in the financial volume of 431.32 mil. EUR were bought or sold (an increase of 35.96% in a year-on-year comparison). The volume of traded issues of equity securities in 2024 amounted to 3.15 mil. EUR

(an increase of 10.38% in a year-on-year comparison).

As in 2023, no REPO deal took place in 2024.
The share of turnover of transactions executed by non-residents in the total turnover of transactions in 2024 accounted for 22.12%, of which 17.15% represented the buy side and 27.09% represented the sell side. The share of natural persons in the total turnover accounted for 1.35%, the remaining part was represented by legal persons.

Trading of shares

As of the last trading day of 2024, the BSSE recorded 32 issues of shares (27 issuers) on its markets, of which 1 issue was placed on the main listed market, 3 issues were placed on the parallel listed market and 28 issues of shares were traded on the regulated free market.

The market capitalization of equity securities traded on the BSSE markets at the end of 2024 recorded a year-on-year increase of 20.22% to the level of 2.29 billion EUR. The actual market capitalization, i.e. the market capitalization attributable to the issues that have historically had at least one market price with the exception of participation certificates, amounted to 2.25 billion EUR (an increase of 23.69% on a year-on-year basis) and participated in the overall market capitalization with 98.55%. The market capitalization of issues of shares placed on the listed securities market recorded an increase of 144.74% to the level of 0.45 billion EUR since the end of the last year.
In the monitored period, the traded volume of shares (including mandatory takeover bids) in absolute terms amounted to 3.15 mil. EUR and compared to the same period in 2023 recorded an increase of 10.38%. The members were interested in shares of domestic companies in 791 transactions, in which 84 852 securities were traded. On a year-on-year basis this represented an increase in the number of concluded transactions of 28.83% while the number of traded securities decreased by
26.98%. In 2024, 1 direct transaction with the issues of equity securities in the financial volume of 19 000 EUR took place, in which 1 000 securities were traded. In the monitored period, the number of electronic order book trades amounted to 790 transactions (the total achieved financial volume of 3.13 mil. EUR). On a year-on-year basis this represented an increase of 9.71% in the volume achieved from electronic order book trades.

In 2024, from the point of view of the achieved financial volume, the most significant issues of shares on the listed securities market included Tatry Mountain Resorts (1.50 mil. EUR, 498 deals) and GEVORKYAN, a.s. (0.02 mil. EUR, 38 deals). Apart from takeover bids, the issue of shares of Tatra banka (1.22 mil. EUR, 25 deals), TAM AP Real.f.u.p.f. (0.35 mil. EUR, 6 deals) and Garfin Holding 02 (0.01 mil. EUR, 51 deals) reached the first place in the ranking of the most successful titles in terms of volume on the BSSE regulated free market in 2024.

In 2024, 2 new mandatory takeover bids were announced and 2 mandatory takeover bids were terminated at the BSSE. The financial volume of deals achieved from the executed takeover bids in 5 transactions amounted to 493 EUR. The share of the volume of deals from takeover bids in the total volume of deals from shares represented 0.02% and 0.63% transactions with equity securities took place within these bids.
The share of turnover of transactions executed by non-residents in the total turnover of transactions with shares in 2024 accounted for 28.65%, of which 16.61% represented the buy side and 40.68% represented the sell side.

No issue of shares was included in the market maker module (MMM) in 2024.

Trading of bonds

As of the last trading day of 2024, it was possible to close the deals with 210 issues of bonds (23 issues of mortgage bonds, 16 issues of covered bonds, 28 issues of government bonds, 53 issues of bank bonds, 90 issues of corporate bonds) on the BSSE markets, of which 28 issues were placed on the main listed market, 9 issues were placed on the parallel listed market and 173 issues were placed on the regulated free market, of which 10 issues were placed in the qualified investor segment.

At the end of 2024, the market capitalization of debt securities admitted to the BSSE markets amounted to 79.58 billion EUR, which compared to the same period of 2023 represented an increase of 8.44%. The market capitalization of bonds traded on the listed securities market recorded an increase of 11.70% to the level of 68.92 billion EUR since the end of December last year.

During the twelve months of 2024, a total of 7 337 bond transactions took place, in which 16 231 117 securities were traded (the financial volume reached the value of 431.32 mil. EUR). Compared to the same period of 2023, there was an increase in the number of transactions (9.70%), an increase in the number of traded securities (7118.10%) and an increase in the financial volume (35.96%). In 2024, no negotiated deal with issues of debt securities took place. The number of electronic order book trades amounted to 7 337 transactions (the total financial volume of 431.32 mil. EUR).

Among the private sector debt securities issues there were mainly the issues of JTEF XIV 6,10/2029 (64.04 mil. EUR, 1 280 deals), JTEF V bonds 2024 (61.06 mil. EUR, 267 deals) and D. Eurovea Apartments 2024 (51.62 mil. EUR, 975 deals). The issue of JTEF XIV 6,10/2029 reached the highest number of deals (1280) that year. No transactions took place in the public sector in 2024. The share of turnover of transactions executed by non-residents in the total turnover of transactions with bonds in 2024 accounted for 21.90%, of which 17.03% represented the buy side and 26.78% represented the sell side.

As of the last trading day of 2024, it was possible to close deals with 20 issues in the market maker module.

INDEXES

The SAX Index closed the year of 2024 at the level of 295.04 points, which represented a decrease of 5.83% since the end of the previous year. The year-on-year changes in base titles in 2024 were as follows: Biotika (-49.73%; 15.00 EUR), Tatry Mountain Resorts (-0.33%; 20.32 EUR), Tatra banka (13.01%; 21 000 EUR), VIPO (-56.95%; 40.0 EUR), GEVORKYAN (0%; 10.6 EUR) and DOLKAM Šuja (-6.09%; 200.0 EUR).

In 2024, two regular revisions of base composition of the SAX Index took place:

- On 8th January 2024, the SAX Index Committee at its regular meeting decided to keep the currently valid index base, while maintaining a maximum 20% weight representation of basic components in the index base, and at the same time, it set the correction factors of all basic components to the same value.
- On 8th July 2024, The SAX Index Committee, at its regular meeting, decided to include GEVORKYAN, a.s. in the SAX index base, while maintaining a maximum 20% weight representation of basic components in the index base, and at the same time, it set the correction factors of all basic components to the same value.

BSSE ANNUAL STATISTICS

BSSE TRADING VOLUMES OVER LAST 15 YEARS

TOTAL VOLUMES

YEAR	ELECTRONIC ORDER BOOK TRANSACTIONS			NEGOTIATED TRANSACTIONS			TOTAL			
	VOLUME (EUR)	AMOUNT (UNITS)	NO. OF TR.	VOLUME (EUR)	AMOUNT (UNITS)	NO. OF TR.	VOLUME (EUR)	VOLUME (USD)	AMOUNT (UNITS)	NO. OF TR.
2010	76 775 918	41 436 049	6 076	6 717 837 622	3 724 112 721	1 693	6 794 613 540	9 041 423 896	3 765 548 770	7 769
2011	111 954 679	31 577 658	7 752	18 789 314 469	4 140 624 273	2 051	18 901 269 148	26 686 712 147	4 172 201 931	9 803
2012	156 266 367	23 685 777	13 213	8 303 315 121	6 798 346 979	2 838	8 459 581 488	10 992 416 046	6 822 032 756	16 051
2013	117 640 803	8 336 926	10 009	8 066 033 927	6 739 979 482	3 679	8 183 674 730	10 872 460 124	6 748 316 408	13 688
2014	169 947 011	2 524 276	8 787	8 172 311 741	6 990 573 603	2 482	8 342 258 752	11 053 549 638	6 993 097 879	11 269
2015	198 372 419	580 410	6 338	9 332 626 757	7 924 908 661	1 998	9 530 999 176	10 551 629 495	7 925 489 071	8 336
2016	210 381 594	731 145	6 599	6 982 780 441	6 027 202 090	1 557	7 193 162 036	7 919 929 585	6 027 933 235	8 156
2017	160 703 331	5 423 499	5 573	7 079 395 144	6 380 625 877	1 734	7 240 098 475	8 124 455 824	6 386 049 376	7 307
2018	478 864 014	481 528	10 096	826 550	29 821	3	479 690 564	558 806 958	511 349	10 099
2019	237 000 618	345 095	6 058	628	4	1	237 001 246	264 679 835	345 099	6 059
2020	190 382 347	3 840 839	5 728	1 763 320	26	1	192 145 667	220 528 778	3 840 865	5 729
2021	241 441 469	424 405	7 340	284	10	1	241 441 753	283 570 266	424 415	7 341
2022	317 182 517	700 201	9 665	0	0	0	317 182 517	332 219 868	700 201	9 665
2023	320 097 477	341 072	7 302	0	0	0	320 097 477	346 971 168	341 072	7 302
2024	434 452 812	16 314 969	8 127	19 000	1 000	1	434 471 812	470 535 795	16 315 969	8 128

SHARES

YEAR	ELECTRONIC ORDER BOOK TRANSACTIONS			NEGOTIATED TRANSACTIONS			TOTAL			
	VOLUME (EUR)	AMOUNT (UNITS)	NO. OF TR.	VOLUME (EUR)	AMOUNT (UNITS)	NO. OF TR.	VOLUME (EUR)	VOLUME (USD)	AMOUNT (UNITS)	NO. OF TR.
2010	21 548 811	760 761	5 728	208 725 881	8 804 456	459	230 274 693	293 310 710	9 565 217	6 187
2011	44 962 364	2 119 858	7 167	303 605 654	14 892 883	268	348 568 018	493 250 218	17 012 741	7 435
2012	58 091 013	2 805 746	12 052	68 300 497	2 384 695	508	126 391 510	164 613 851	5 190 441	12 560
2013	38 926 427	2 079 540	8 098	40 619 688	921 817	1 399	79 546 115	105 155 905	3 001 357	9 497
2014	8 218 665	765 670	5 387	47 850 432	3 265 129	367	56 069 097	71 087 727	4 030 799	5 754
2015	5 797 965	146 166	2 359	10 345 292	632 744	132	16 143 256	17 725 942	778 910	2 491
2016	6 825 663	140 652	2 069	4 271 601	46 871	55	11 097 265	12 379 899	187 523	2 124
2017	14 177 915	1 665 813	1 647	3 237 824	142 590	22	17 415 739	19 486 560	1 808 403	1 669
2018	8 464 210	222 038	1 985	826 550	29 821	3	9 290 761	11 054 381	251 859	1 988
2019	12 931 973	196 578	2 094	628	4	1	12 932 601	14 500 069	196 582	2 095
2020	14 759 647	3 544 837	1 426	0	0	0	14 759 647	16 614 598	3 544 837	1 426
2021	11 880 465	268 505	2 010	284	10	1	11 880 749	14 297 889	268 515	2 011
2022	5 731 990	372 742	1 503	0	0	0	5 731 990	6 113 741	372 742	1 503
2023	2 852 917	116 205	614	0	0	0	2 852 917	3 078 301	116 205	614
2024	3 129 912	83 852	790	19 000	1 000	1	3 148 912	3 395 872	84 852	791

BONDS

YEAR	ELECTRONIC ORDER BOOK TRANSACTIONS			NEGOTIATED TRANSACTIONS			TOTAL			
	VOLUME (EUR)	AMOUNT (UNITS)	NO. OF TR.	VOLUME (EUR)	AMOUNT (UNITS)	NO. OF TR.	VOLUME (EUR)	VOLUME (USD)	AMOUNT (UNITS)	NO. OF TR.
2010	55 227 106	40 675 288	348	6 509 111 741	3 715 308 265	1 234	6 564 338 847	8 748 113 186	3 755 983 553	1 582
2011	66 992 315	29 457 800	585	18 485 708 815	4 125 731 390	1 783	18 552 701 130	26 193 461 929	4 155 189 190	2 368
2012	98 175 354	20 880 031	1 161	8 235 014 624	6 795 962 284	2 330	8 333 189 978	10 827 802 196	6 816 842 315	3 491
2013	78 714 375	6 257 386	1 911	8 025 414 240	6 739 057 665	2 280	8 104 128 615	10 767 304 219	6 745 315 051	4 191
2014	161 728 346	1 758 606	3 400	8 124 461 309	6 987 308 474	2 115	8 286 189 655	10 982 461 911	6 989 067 080	5 515
2015	192 574 455	434 244	3 979	9 322 281 465	7 924 275 917	1 866	9 514 855 920	10 533 903 553	7 924 710 161	5 845
2016	203 555 931	590 493	4 530	6 978 508 840	6 027 155 219	1 502	7 182 064 771	7 907 549 686	6 027 745 712	6 032
2017	146 525 417	3 757 686	3 926	7 076 157 320	6 380 483 287	1 712	7 222 682 736	8 104 969 264	6 384 240 973	5 638
2018	470 399 804	259 490	8 111	0	0	0	470 399 804	547 752 576	259 490	8 111
2019	224 068 644	148 517	3 964	0	0	0	224 068 644	250 179 767	148 517	3 964
2020	175 622 700	296 002	4 302	1 763 320	26	1	177 386 020	203 914 180	296 028	4 303
2021	229 561 004	155 900	5 330	0	0	0	229 561 004	269 272 378	155 900	5 330
2022	311 450 527	327 459	8 162	0	0	0	311 450 527	326 106 128	327 459	8 162
2023	317 244 560	224 867	6 688	0	0	0	317 244 560	343 892 866	224 867	6 688
2024	431 322 899	16 231 117	7 337	0	0	0	431 322 899	467 139 924	16 231 117	7 337

MARKET CAPITALISATION OF SHARES AND BONDS

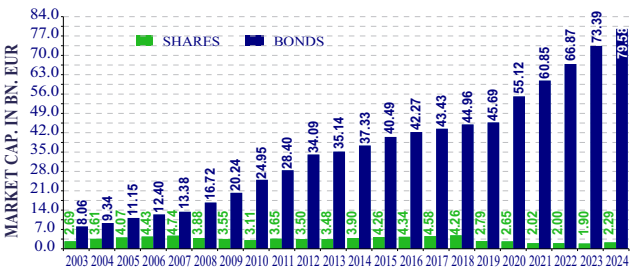

MARKET CAPITALISATION OF SHARES* AND ITS SHARE IN GDP

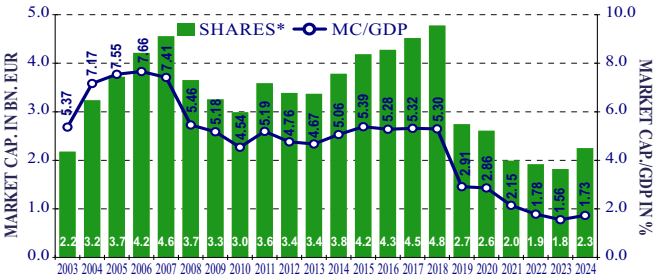

* ONLY SHARES AT LEAST ONCE TRADED IN ELECTRONIC ORDER BOOK TRANSACTIONS; DOES NOT INCLUDE NOMINAL VALUE OF OTHER SHARES, INVESTMENT FUNDS' SHARES AND SHARE CERTIFICATES
CALCULATION OF PERCENTAGE SHARE IN 2024 TAKES INTO ACCOUNT THE GDP FOR THE PERIOD OF 1Q2024-4Q2024

BASIC DATA	2024	2023	2022
NUMBER OF TRADING DAYS	**250**	**247**	**250**
TOTAL TRADING VOLUME (EUR)	**434 471 812**	**320 097 477**	**317 182 517**
AVERAGE DAILY VOLUME (EUR)	**1 737 887**	**1 295 941**	**1 268 730**

SHARES AND SHARE CERTIFICATES

TOTAL TRADING VOLUME (EUR)	3 148 912	2 852 917	5 731 990
AVERAGE DAILY VOLUME (EUR)	12 596	11 550	22 928
NUMBER OF ISSUES	**32**	**31**	**34**
MARKET OF LISTED SECURITIES	4	3	3
REGULATED FREE MARKET	28	28	31

BONDS

TOTAL TRADING VOLUME (EUR)	431 322 899	317 244 560	311 450 527
AVERAGE DAILY VOLUME (EUR)	1 725 292	1 284 391	1 245 802
NUMBER OF ISSUES	**210**	**202**	**192**
MARKET OF LISTED SECURITIES	37	35	34
REGULATED FREE MARKET	173	167	158

NEW CAPITAL RAISED (EUR)

PRIMARY ISSUES	16 657 272	0	525 000
SHARES - INCREASED REGISTERED CAPITAL	44 210 530	0	0
SHARES TOTAL	**60 867 802**	**0**	**0**
BONDS CDCP/EUR*	15 694 132 198	12 265 000 000	7 964 114 000
BONDS CDCP/USD***	0	5 000 000	87 568 100
BONDS CDCP/CZK**	0	0	0
BONDS TOTAL	**15 694 132 198**	**12 270 000 000**	**8 051 682 100**

* CDCP/EUR … SECURITIES REGISTERED IN CENTRAL SECURITIES DEPOSITORY OF THE SLOVAK REPUBLIC AND TRADED IN EUR
** CDCP/CZK … SECURITIES REGISTERED IN CENTRAL SECURITIES DEPOSITORY OF THE SLOVAK REPUBLIC AND TRADED IN CZK
*** CDCP/USD … SECURITIES REGISTERED IN CENTRAL SECURITIES DEPOSITORY OF THE SLOVAK REPUBLIC AND TRADED IN USD

PERCENTAGES IN BSSE'S TOTAL TRADING VOLUME IN 2024

	SALE	BUY	TURNOVER
FOREIGN INVESTORS	27.09%	17.15%	22.12%
NATURAL PERSONS	2.12%	0.59%	1.35%

VOLUME OF ELECTRONIC ORDER BOOK TRANSACTIONS IN SHARES AND SAX INDEX DEVELOPMENT

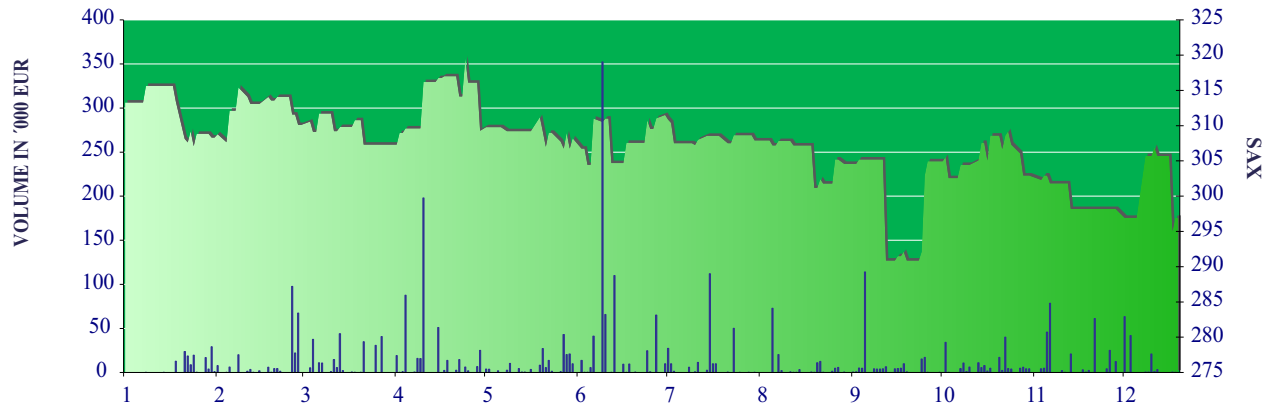

TOTAL TRADING VOLUME - 2024

	ELECTRONIC ORDER BOOK TRANSACTIONS			NEGOTIATED TRANSACTIONS			TOTAL			
	VOLUME (EUR)	AMOUNT (UNITS)	NO. OF TR.	VOLUME (EUR)	AMOUNT (UNITS)	NO. OF TR.	VOLUME (EUR)	VOLUME (USD)	AMOUNT (UNITS)	NO. OF TR.
01/2024	14 053 489	12 544	400	0	0	0	14 053 489	15 229 766	12 544	400
02/2024	26 460 771	964 409	820	0	0	0	26 460 771	28 646 430	964 409	820
03/2024	34 324 748	190 732	638	0	0	0	34 324 748	37 108 486	190 732	638
04/2024	64 106 254	2 713 876	1 053	0	0	0	64 106 254	68 709 083	2 713 876	1 053
05/2024	22 861 666	1 616 202	730	19 000	1 000	1	22 880 666	24 825 523	1 617 202	731
06/2024	55 543 725	2 569 397	1 272	0	0	0	55 543 725	59 459 558	2 569 397	1 272
07/2024	24 359 902	2 821 931	646	0	0	0	24 359 902	26 376 902	2 821 931	646
08/2024	42 226 888	1 642 277	508	0	0	0	42 226 888	46 816 951	1 642 277	508
09/2024	38 053 237	1 931 169	476	0	0	0	38 053 237	42 604 404	1 931 169	476
10/2024	70 432 873	1 115 267	687	0	0	0	70 432 873	76 645 052	1 115 267	687
11/2024	18 498 612	392 551	459	0	0	0	18 498 612	19 538 234	392 551	459
12/2024	23 530 648	344 614	438	0	0	0	23 530 648	24 575 408	344 614	438
SUM	**434 452 812**	**16 314 969**	**8 127**	**19 000**	**1 000**	**1**	**434 471 812**	**470 535 795**	**16 315 969**	**8 128**

SHARES - MARKET OF LISTED SECURITIES

	ELECTRONIC ORDER BOOK TRANSACTIONS			NEGOTIATED TRANSACTIONS			TOTAL			
	VOLUME (EUR)	AMOUNT (UNITS)	NO. OF TR.	VOLUME (EUR)	AMOUNT (UNITS)	NO. OF TR.	VOLUME (EUR)	VOLUME (USD)	AMOUNT (UNITS)	NO. OF TR.
01/2024	133 533	5 884	38	0	0	0	133 533	144 710	5 884	38
02/2024	220 567	10 130	78	0	0	0	220 567	238 786	10 130	78
03/2024	235 972	11 766	77	0	0	0	235 972	255 109	11 766	77
04/2024	243 195	12 781	77	0	0	0	243 195	260 656	12 781	77
05/2024	181 112	9 319	67	19 000	1 000	1	200 112	217 122	10 319	68
06/2024	92 139	4 857	42	0	0	0	92 139	98 635	4 857	42
07/2024	71 862	3 799	32	0	0	0	71 862	77 812	3 799	32
08/2024	70 311	3 747	42	0	0	0	70 311	77 954	3 747	42
09/2024	93 205	4 591	47	0	0	0	93 205	104 352	4 591	47
10/2024	151 656	6 835	82	0	0	0	151 656	165 032	6 835	82
11/2024	43 475	2 073	28	0	0	0	43 475	45 918	2 073	28
12/2024	7 213	358	23	0	0	0	7 213	7 533	358	23
SUM	**1 544 240**	**76 140**	**633**	**19 000**	**1 000**	**1**	**1 563 240**	**1 693 619**	**77 140**	**634**

BONDS - MARKET OF LISTED SECURITIES

	ELECTRONIC ORDER BOOK TRANSACTIONS			NEGOTIATED TRANSACTIONS			TOTAL			
	VOLUME (EUR)	AMOUNT (UNITS)	NO. OF TR.	VOLUME (EUR)	AMOUNT (UNITS)	NO. OF TR.	VOLUME (EUR)	VOLUME (USD)	AMOUNT (UNITS)	NO. OF TR.
01/2024	0	0	0	0	0	0	0	0	0	0
02/2024	0	0	0	0	0	0	0	0	0	0
03/2024	0	0	0	0	0	0	0	0	0	0
04/2024	0	0	0	0	0	0	0	0	0	0
05/2024	0	0	0	0	0	0	0	0	0	0
06/2024	0	0	0	0	0	0	0	0	0	0
07/2024	0	0	0	0	0	0	0	0	0	0
08/2024	0	0	0	0	0	0	0	0	0	0
09/2024	0	0	0	0	0	0	0	0	0	0
10/2024	0	0	0	0	0	0	0	0	0	0
11/2024	0	0	0	0	0	0	0	0	0	0
12/2024	0	0	0	0	0	0	0	0	0	0
SUM	**0**	**0**	**0**	**0**	**0**	**0**	**0**	**0**	**0**	**0**

SHARES - REGULATED FREE MARKET

	ELECTRONIC ORDER BOOK TRANSACTIONS			NEGOTIATED TRANSACTIONS			TOTAL			
	VOLUME (EUR)	AMOUNT (UNITS)	NO. OF TR.	VOLUME (EUR)	AMOUNT (UNITS)	NO. OF TR.	VOLUME (EUR)	VOLUME (USD)	AMOUNT (UNITS)	NO. OF TR.
01/2024	474	144	10	0	0	0	474	514	144	10
02/2024	25 148	2 498	37	0	0	0	25 148	27 225	2 498	37
03/2024	3 376	872	17	0	0	0	3 376	3 650	872	17
04/2024	218 685	126	10	0	0	0	218 685	234 386	126	10
05/2024	1 314	33	4	0	0	0	1 314	1 426	33	4
06/2024	607 373	1 685	18	0	0	0	607 373	650 193	1 685	18
07/2024	180 476	433	10	0	0	0	180 476	195 419	433	10
08/2024	66 111	50	4	0	0	0	66 111	73 297	50	4
09/2024	111 192	642	12	0	0	0	111 192	124 490	642	12
10/2024	23 104	754	11	0	0	0	23 104	25 141	754	11
11/2024	222 060	289	12	0	0	0	222 060	234 540	289	12
12/2024	126 360	186	12	0	0	0	126 360	131 971	186	12
SUM	**1 585 673**	**7 712**	**157**	**0**	**0**	**0**	**1 585 673**	**1 702 253**	**7 712**	**157**

BONDS - REGULATED FREE MARKET

	ELECTRONIC ORDER BOOK TRANSACTIONS			NEGOTIATED TRANSACTIONS			TOTAL			
	VOLUME (EUR)	AMOUNT (UNITS)	NO. OF TR.	VOLUME (EUR)	AMOUNT (UNITS)	NO. OF TR.	VOLUME (EUR)	VOLUME (USD)	AMOUNT (UNITS)	NO. OF TR.
01/2024	13 919 482	6 516	352	0	0	0	13 919 482	15 084 542	6 516	352
02/2024	26 215 055	951 781	705	0	0	0	26 215 055	28 380 419	951 781	705
03/2024	34 085 401	178 094	544	0	0	0	34 085 401	36 849 727	178 094	544
04/2024	63 644 375	2 700 969	966	0	0	0	63 644 375	68 214 041	2 700 969	966
05/2024	22 679 240	1 606 850	659	0	0	0	22 679 240	24 606 975	1 606 850	659
06/2024	54 844 213	2 562 855	1 212	0	0	0	54 844 213	58 710 731	2 562 855	1 212
07/2024	24 107 564	2 817 699	604	0	0	0	24 107 564	26 103 670	2 817 699	604
08/2024	42 090 466	1 638 480	462	0	0	0	42 090 466	46 665 700	1 638 480	462
09/2024	37 848 840	1 925 936	417	0	0	0	37 848 840	42 375 561	1 925 936	417
10/2024	70 258 113	1 107 678	594	0	0	0	70 258 113	76 454 879	1 107 678	594
11/2024	18 233 077	390 189	419	0	0	0	18 233 077	19 257 775	390 189	419
12/2024	23 397 074	344 070	403	0	0	0	23 397 074	24 435 904	344 070	403
SUM	**431 322 899**	**16 231 117**	**7 337**	**0**	**0**	**0**	**431 322 899**	**467 139 924**	**16 231 117**	**7 337**

AMOUNT (UNITS) - AMOUNT OF TRANSFERRED UNITS OF SECURITIES
NO. OF TR. - NUMBER OF TRANSACTIONS
USD CONVERSIONS ARE CALCULATED WITH AN EXCHANGE RATE AT THE END OF MONTH

TRADING VOLUME STRUCTURE - TOTAL TRADING VOLUME

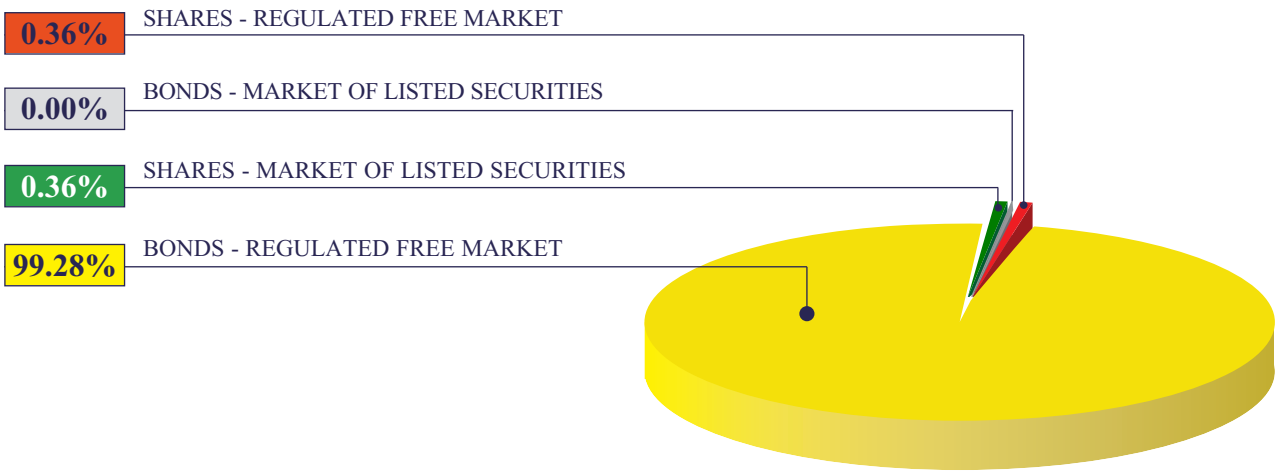

SAX INDEX DEVELOPMENT IN 2024

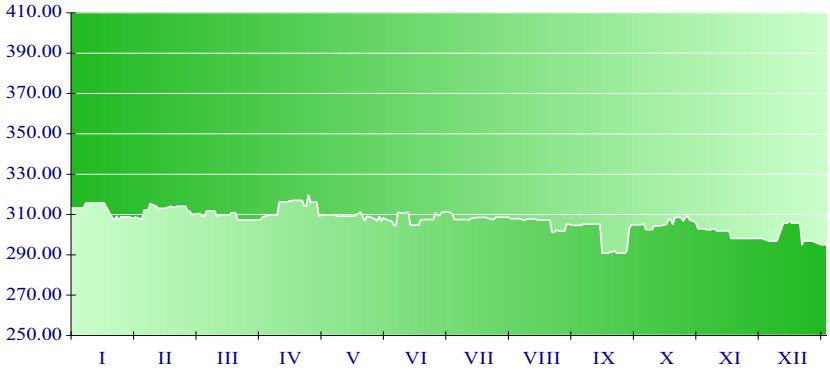

BASKET AS OF DECEMBER 31, 2024	
Biotika	10.22%
Tatry mountain resorts	21.29%
Tatra banka	19.54%
VIPO	8.83%
GEVORKYAN	20.86%
D O L K A M Šuja	19.26%

INDEX	JANUARY 2, 2024	DECEMBER 30, 2024	HIGH	DATE	LOW	DATE
SAX	313.300	295.038	319.556	25/4/2024	290.868	13/9/2024

SAX INDEX VALUES IN 2024

DATE	I.	II.	III.	IV.	V.	VI.	VII.	VIII.	IX.	X.	XI.	XII.
1		308.31	310.10				311.53	307.91		304.94		
2	313.30	308.80		307.32	309.79		310.87	307.91	304.59	304.94		296.92
3	313.30			308.97	309.79	306.75	310.38		304.59	305.57		296.92
4	313.30		310.60	308.97		306.75	307.51		305.22	302.56	302.31	296.92
5	313.30	307.66	309.11	309.62		304.45		307.91	305.22		302.93	296.92
6		312.13	309.11		309.79	304.45		307.21	305.22		302.93	296.92
7		312.13	311.72		309.79	311.02		307.21		302.56	301.84	
8	313.30	312.13	311.72	309.62			307.51	307.84		304.44	301.84	
9	315.64	315.41		309.62	309.23		307.51	307.84	305.22	304.44		305.72
10	315.64			309.62	309.23	310.52	307.51		305.22	304.44		305.72
11	315.64		311.72	316.19		311.02	307.26		305.22	304.44	301.84	305.72
12	315.64	314.08	309.23	316.19		311.02	308.00	307.84	305.22		301.84	306.98
13		313.08	309.23		309.23	304.70		307.21	290.87		301.84	305.72
14		313.08	309.81		309.23	304.70		307.21		305.07	298.18	
15	315.64	313.08	309.81	316.19	309.23		308.58	307.21		307.58	298.18	
16	315.64	313.08		316.76	309.23		308.58	307.21	290.87	307.58		305.72
17	315.64			316.76	309.23	304.70	308.58		291.50	305.07		305.72
18	315.64		309.81	317.01		307.57	308.58		291.50	308.59	298.18	295.04
19	313.46	314.08	310.80	317.01		307.57	308.58	307.21	292.12		298.18	296.92
20		313.58	310.80		311.22	307.57		301.18	290.87		298.18	296.92
21		313.58	310.80		309.23	307.57		301.18		308.59	298.18	
22	308.15	314.08	307.32	317.01	307.00		307.51	302.43		306.70	298.18	
23	307.62	314.08		314.14	308.98		307.51	301.80	290.87	308.59		296.92
24	309.21			314.14	308.98	307.57	308.66		290.87	309.21		
25	307.09		307.32	319.56		310.79	308.66		292.12	307.33	298.18	
26	308.84	314.08	307.32	316.11		309.54	308.66	301.80	302.93		298.18	
27		311.59	307.32		307.74	309.54		305.22	304.94		298.18	295.04
28		311.59	307.32		306.75	311.03		305.22		306.07	298.18	
29	308.84	310.10		316.11	308.98		308.66			302.93	298.18	
30	308.84			309.29	306.75		308.66	304.59	304.94	302.93		295.04
31	308.31				308.24		307.91			302.93		
LOW	**307.09**	**307.66**	**307.32**	**307.32**	**306.75**	**304.45**	**307.26**	**301.18**	**290.87**	**302.56**	**298.18**	**295.04**
HIGH	**315.64**	**315.41**	**311.72**	**319.56**	**311.22**	**311.03**	**311.53**	**307.91**	**305.22**	**309.21**	**302.93**	**306.98**
AVERAGE	**312.36**	**312.37**	**309.55**	**313.63**	**308.94**	**307.94**	**308.51**	**305.77**	**299.06**	**305.54**	**299.77**	**300.10**

DEVELOPMENT OF MARKET CAPITALISATION OF SHARES

MARKET	EUR 31/12/2023	EUR 31/01/2024	EUR 28/02/2024	EUR 31/03/2024	EUR 30/04/2024	EUR 31/05/2024	EUR 30/06/2024
MARKET OF LISTED SECURITIES	**185 388 914**	**165 811 100**	**340 272 145**	**322 772 008**	**322 775 610**	**324 791 144**	**323 943 740**
MAIN LISTED MARKET	0	0	176 567 083	176 567 083	176 567 083	176 567 083	176 567 083
PARALLEL LISTED MARKET	185 388 914	165 811 100	163 705 062	146 204 925	146 208 526	148 224 061	147 376 657
REGULATED FREE MARKET	**1 715 453 741**	**1 716 181 358**	**1 767 795 746**	**1 768 055 235**	**1 766 812 600**	**1 770 341 630**	**1 931 194 691**
REAL	1 656 984 141	1 657 711 758	1 709 326 146	1 709 585 635	1 708 343 000	1 711 872 030	1 919 750 091
NOMINAL	58 469 600	58 469 600	58 469 600	58 469 600	58 469 600	58 469 600	11 444 600
SHARES TOTAL	**1 900 842 656**	**1 881 992 458**	**2 108 067 891**	**2 090 827 243**	**2 089 588 209**	**2 095 132 774**	**2 255 138 431**
REAL	1 820 734 808	1 801 884 610	2 027 960 043	2 010 719 395	2 009 480 361	2 015 024 926	2 222 055 583
NOMINAL	80 107 848	80 107 848	80 107 848	80 107 848	80 107 848	80 107 848	33 082 848

MARKET	EUR 31/07/2024	EUR 31/08/2024	EUR 30/09/2024	EUR 31/10/2024	EUR 30/11/2024	EUR 31/12/2024
MARKET OF LISTED SECURITIES	**445 865 989**	**449 004 573**	**464 487 042**	**463 140 727**	**461 924 642**	**453 720 159**
MAIN LISTED MARKET	176 567 083	176 567 083	176 567 083	176 567 083	176 567 083	176 567 083
PARALLEL LISTED MARKET	269 298 906	272 437 489	287 919 959	286 573 644	285 357 559	277 153 076
REGULATED FREE MARKET	**1 928 382 574**	**1 892 015 374**	**1 891 407 491**	**1 890 605 780**	**1 831 821 393**	**1 831 443 434**
REAL	1 916 937 974	1 880 570 774	1 879 962 891	1 879 152 380	1 820 367 993	1 819 990 034
NOMINAL	11 444 600	11 444 600	11 444 600	11 453 400	11 453 400	11 453 400
SHARES TOTAL	**2 374 248 563**	**2 341 019 947**	**2 355 894 533**	**2 353 746 507**	**2 293 746 035**	**2 285 163 593**
REAL	2 341 165 715	2 307 937 099	2 322 811 685	2 320 654 859	2 260 654 387	2 252 071 945
NOMINAL	33 082 848	33 082 848	33 082 848	33 091 648	33 091 648	33 091 648

MARKET	USD 31/12/2023	USD 31/01/2024	USD 28/02/2024	USD 31/03/2024	USD 30/04/2024	USD 31/05/2024	USD 30/06/2024
MARKET OF LISTED SECURITIES	**204 854 750**	**179 689 489**	**368 378 625**	**348 948 818**	**345 950 898**	**352 398 391**	**346 781 774**
MAIN LISTED MARKET	0	0	191 151 524	190 886 674	189 244 600	191 575 285	189 015 063
PARALLEL LISTED MARKET	204 854 750	179 689 489	177 227 100	158 062 144	156 706 299	160 823 106	157 766 711
REGULATED FREE MARKET	**1 895 576 384**	**1 859 825 738**	**1 913 815 675**	**1 911 444 514**	**1 893 669 744**	**1 920 820 668**	**2 067 343 916**
REAL	1 830 967 476	1 796 462 232	1 850 516 486	1 848 233 030	1 831 002 027	1 857 381 152	2 055 092 472
NOMINAL	64 608 908	63 363 506	63 299 189	63 211 485	62 667 717	63 439 516	12 251 444
SHARES TOTAL	**2 100 431 134**	**2 039 515 227**	**2 282 194 299**	**2 260 393 332**	**2 239 620 643**	**2 273 219 059**	**2 414 125 690**
REAL	2 011 911 962	1 952 702 352	2 195 469 543	2 173 788 738	2 153 761 051	2 186 302 044	2 378 710 501
NOMINAL	88 519 172	86 812 875	86 724 756	86 604 594	85 859 591	86 917 015	35 415 189

MARKET	USD 31/07/2024	USD 31/08/2024	USD 30/09/2024	USD 31/10/2024	USD 30/11/2024	USD 31/12/2024
MARKET OF LISTED SECURITIES	**482 783 693**	**497 811 370**	**520 039 693**	**503 989 739**	**487 884 807**	**473 865 334**
MAIN LISTED MARKET	191 186 838	195 759 925	197 684 506	192 140 300	186 490 153	184 406 662
PARALLEL LISTED MARKET	291 596 855	302 051 445	322 355 186	311 849 439	301 394 653	289 458 673
REGULATED FREE MARKET	**2 088 052 651**	**2 097 677 445**	**2 117 619 827**	**2 057 357 209**	**1 934 769 755**	**1 912 759 522**
REAL	2 075 660 438	2 084 988 817	2 104 806 452	2 044 893 619	1 922 672 674	1 900 797 591
NOMINAL	12 392 213	12 688 628	12 813 374	12 463 590	12 097 081	11 961 931
SHARES TOTAL	**2 570 836 344**	**2 595 488 815**	**2 637 659 519**	**2 561 346 949**	**2 422 654 562**	**2 386 624 856**
REAL	2 535 014 237	2 558 809 861	2 600 619 963	2 525 336 617	2 387 703 163	2 352 063 939
NOMINAL	35 822 108	36 678 954	37 039 557	36 010 331	34 951 399	34 560 917

DEVELOPMENT OF NUMBER OF ISSUES

MARKET	31/12/2023	31/01/2024	28/02/2024	31/03/2024	30/04/2024	31/05/2024	30/06/2024
MARKET OF LISTED SECURITIES	**3**	**3**	**4**	**4**	**4**	**4**	**4**
MAIN LISTED MARKET	0	0	1	1	1	1	1
PARALLEL LISTED MARKET	3	3	3	3	3	3	3
REGULATED FREE MARKET	**28**	**28**	**27**	**27**	**27**	**27**	**27**
REAL	23	23	22	22	22	22	23
NOMINAL	5	5	5	5	5	5	4
SHARES TOTAL	**31**	**31**	**31**	**31**	**31**	**31**	**31**
REAL	24	24	24	24	24	24	25
NOMINAL	7	7	7	7	7	7	6

MARKET	31/07/2024	31/08/2024	30/09/2024	31/10/2024	30/11/2024	31/12/2024
MARKET OF LISTED SECURITIES	**4**	**4**	**4**	**4**	**4**	**4**
MAIN LISTED MARKET	1	1	1	1	1	1
PARALLEL LISTED MARKET	3	3	3	3	3	3
REGULATED FREE MARKET	**27**	**27**	**27**	**28**	**28**	**28**
REAL	23	23	23	23	23	23
NOMINAL	4	4	4	5	5	5
SHARES TOTAL	**31**	**31**	**31**	**32**	**32**	**32**
REAL	25	25	25	25	25	25
NOMINAL	6	6	6	7	7	7

REAL … MARKET CAPITALISATION OF ISSUES THAT HAVE A MARKET PRICE
NOMINAL … NOMINAL VALUE OF ISSUES THAT HAVE NOT HAD A MARKET PRICE SO FAR
USD CONVERSIONS ARE CALCULATED WITH AN EXCHANGE RATE AT THE END OF MONTH

DEVELOPMENT OF MARKET CAPITALISATION OF BONDS

MARKET	EUR 31/12/2023	EUR 31/01/2024	EUR 28/02/2024	EUR 31/03/2024	EUR 30/04/2024	EUR 31/05/2024	EUR 30/06/2024
MARKET OF LISTED SECURITIES	**61 699 873 792**	**63 144 173 792**	**65 159 973 792**	**68 822 873 792**	**69 512 173 792**	**70 269 173 792**	**73 767 377 594**
MAIN LISTED MARKET	61 541 969 600	62 986 269 600	65 002 069 600	68 664 969 600	69 354 269 600	70 111 269 600	73 598 341 157
CDCP/EUR	*61 541 969 600*	*62 986 269 600*	*65 002 069 600*	*68 664 969 600*	*69 354 269 600*	*70 111 269 600*	*73 598 341 157*
OTHERS	*0*	*0*	*0*	*0*	*0*	*0*	*0*
PARALLEL LISTED MARKET	157 904 192	157 904 192	157 904 192	157 904 192	157 904 192	157 904 192	169 036 438
CDCP/EUR	*157 904 192*	*157 904 192*	*157 904 192*	*157 904 192*	*157 904 192*	*157 904 192*	*169 036 438*
OTHERS	*0*	*0*	*0*	*0*	*0*	*0*	*0*
REGULATED FREE MARKET	**11 687 038 764**	**11 464 792 202**	**11 483 438 182**	**10 938 668 760**	**11 008 991 434**	**10 936 925 052**	**11 755 635 760**
CDCP/EUR	11 687 038 764	11 464 792 202	11 483 438 182	10 938 668 760	11 008 991 434	10 936 925 052	11 755 635 760
OTHERS	0	0	0	0	0	0	0
BONDS TOTAL	**73 386 912 556**	**74 608 965 994**	**76 643 411 974**	**79 761 542 552**	**80 521 165 226**	**81 206 098 844**	**85 523 013 354**
CDCP/EUR	73 386 912 556	74 608 965 994	76 643 411 974	79 761 542 552	80 521 165 226	81 206 098 844	85 523 013 354
OTHERS	0	0	0	0	0	0	0

MARKET	EUR 31/07/2024	EUR 31/08/2024	EUR 30/09/2024	EUR 31/10/2024	EUR 30/11/2024	EUR 31/12/2024
MARKET OF LISTED SECURITIES	**68 909 273 792**	**68 909 273 792**	**69 443 873 792**	**69 914 873 792**	**68 919 473 792**	**68 919 473 792**
MAIN LISTED MARKET	68 751 369 600	68 751 369 600	69 285 969 600	69 756 969 600	68 761 569 600	68 761 569 600
CDCP/EUR	*68 751 369 600*	*68 751 369 600*	*69 285 969 600*	*69 756 969 600*	*68 761 569 600*	*68 761 569 600*
OTHERS	*0*	*0*	*0*	*0*	*0*	*0*
PARALLEL LISTED MARKET	157 904 192	157 904 192	157 904 192	157 904 192	157 904 192	157 904 192
CDCP/EUR	*157 904 192*	*157 904 192*	*157 904 192*	*157 904 192*	*157 904 192*	*157 904 192*
OTHERS	*0*	*0*	*0*	*0*	*0*	*0*
REGULATED FREE MARKET	**11 031 945 593**	**10 966 334 978**	**10 972 707 647**	**10 826 387 982**	**10 812 845 047**	**10 660 738 101**
CDCP/EUR	11 031 945 593	10 966 334 978	10 972 707 647	10 826 387 982	10 812 845 047	10 660 738 101
OTHERS	0	0	0	0	0	0
BONDS TOTAL	**79 941 219 385**	**79 875 608 770**	**80 416 581 439**	**80 741 261 774**	**79 732 318 839**	**79 580 211 893**
CDCP/EUR	79 941 219 385	79 875 608 770	80 416 581 439	80 741 261 774	79 732 318 839	79 580 211 893
OTHERS	0	0	0	0	0	0

MARKET	USD 31/12/2023	USD 31/01/2024	USD 28/02/2024	USD 31/03/2024	USD 30/04/2024	USD 31/05/2024	USD 30/06/2024
MARKET OF LISTED SECURITIES	**68 178 360 540**	**68 429 341 138**	**70 542 187 627**	**74 404 408 857**	**74 503 147 870**	**76 242 053 564**	**68 909 273 792**
MAIN LISTED MARKET	68 003 876 408	68 258 220 366	70 371 240 549	74 233 698 635	74 333 906 157	76 070 727 516	68 751 369 600
CDCP/EUR	*68 003 876 408*	*68 258 220 366*	*70 371 240 549*	*74 233 698 635*	*74 333 906 157*	*76 070 727 516*	*68 751 369 600*
OTHERS	*0*	*0*	*0*	*0*	*0*	*0*	*0*
PARALLEL LISTED MARKET	174 484 132	171 120 773	170 947 078	170 710 222	169 241 713	171 326 048	157 904 192
CDCP/EUR	*174 484 132*	*171 120 773*	*170 947 078*	*170 710 222*	*169 241 713*	*171 326 048*	*157 904 192*
OTHERS	*0*	*0*	*0*	*0*	*0*	*0*	*0*
REGULATED FREE MARKET	**12 914 177 834**	**12 424 395 309**	**12 431 970 176**	**11 825 794 796**	**11 799 437 019**	**11 866 563 682**	**10 981 443 960**
CDCP/EUR	12 914 177 834	12 424 395 309	12 431 970 176	11 825 794 796	11 799 437 019	11 866 563 682	10 981 443 960
OTHERS	0	0	0	0	0	0	0
BONDS TOTAL	**81 092 538 374**	**80 853 736 447**	**82 974 157 803**	**86 230 203 653**	**86 302 584 889**	**88 108 617 246**	**79 890 717 752**
CDCP/EUR	81 092 538 374	80 853 736 447	82 974 157 803	86 230 203 653	86 302 584 889	88 108 617 246	79 890 717 752
OTHERS	0	0	0	0	0	0	0

MARKET	USD 31/07/2024	USD 31/08/2024	USD 30/09/2024	USD 31/10/2024	USD 30/11/2024	USD 31/12/2024
MARKET OF LISTED SECURITIES	**74 614 961 662**	**76 399 711 853**	**77 749 361 098**	**76 081 365 660**	**72 792 748 219**	**71 979 498 428**
MAIN LISTED MARKET	74 443 983 003	76 224 643 476	77 572 571 564	75 909 534 319	72 625 969 812	71 814 583 290
CDCP/EUR	*74 443 983 003*	*76 224 643 476*	*77 572 571 564*	*75 909 534 319*	*72 625 969 812*	*71 814 583 290*
OTHERS	*0*	*0*	*0*	*0*	*0*	*0*
PARALLEL LISTED MARKET	170 978 659	175 068 378	176 789 533	171 831 342	166 778 408	164 915 138
CDCP/EUR	*170 978 659*	*175 068 378*	*176 789 533*	*171 831 342*	*166 778 408*	*164 915 138*
OTHERS	*0*	*0*	*0*	*0*	*0*	*0*
REGULATED FREE MARKET	**11 945 390 688**	**12 158 375 590**	**12 285 043 481**	**11 781 275 403**	**11 420 526 939**	**11 134 074 873**
CDCP/EUR	11 945 390 688	12 158 375 590	12 285 043 481	11 781 275 403	11 420 526 939	11 134 074 873
OTHERS	0	0	0	0	0	0
BONDS TOTAL	**86 560 352 350**	**88 558 087 444**	**90 034 404 579**	**87 862 641 063**	**84 213 275 158**	**83 113 573 301**
CDCP/EUR	86 560 352 350	88 558 087 444	90 034 404 579	87 862 641 063	84 213 275 158	83 113 573 301
OTHERS	0	0	0	0	0	0

DEVELOPMENT OF NUMBER OF ISSUES

MARKET	31/12/2023	31/01/2024	28/02/2024	31/03/2024	30/04/2024	31/05/2024	30/06/2024
MARKET OF LISTED SECURITIES	**35**	**35**	**37**	**38**	**38**	**38**	**37**
MAIN LISTED MARKET	26	26	28	29	29	29	28
CDCP/EUR	*26*	*26*	*28*	*29*	*29*	*29*	*28*
OTHERS	*0*	*0*	*0*	*0*	*0*	*0*	*0*
PARALLEL LISTED MARKET	9	9	9	9	9	9	9
CDCP/EUR	*9*	*9*	*9*	*9*	*9*	*9*	*9*
OTHERS	*0*	*0*	*0*	*0*	*0*	*0*	*0*
REGULATED FREE MARKET	**165**	**166**	**166**	**165**	**168**	**169**	**169**
CDCP/EUR	165	166	166	165	168	169	169
OTHERS	0	0	0	0	0	0	0
BONDS TOTAL	**200**	**201**	**203**	**203**	**206**	**207**	**206**
CDCP/EUR	200	201	203	203	206	207	206
OTHERS	0	0	0	0	0	0	0

MARKET	31/07/2024	31/08/2024	30/09/2024	31/10/2024	30/11/2024	31/12/2024
MARKET OF LISTED SECURITIES	**37**	**37**	**37**	**37**	**37**	**37**
MAIN LISTED MARKET	28	28	28	28	28	28
CDCP/EUR	*28*	*28*	*28*	*28*	*28*	*28*
OTHERS	*0*	*0*	*0*	*0*	*0*	*0*
PARALLEL LISTED MARKET	9	9	9	9	9	9
CDCP/EUR	*9*	*9*	*9*	*9*	*9*	*9*
OTHERS	*0*	*0*	*0*	*0*	*0*	*0*
REGULATED FREE MARKET	**169**	**167**	**166**	**164**	**163**	**163**
CDCP/EUR	169	167	166	164	163	163
OTHERS	0	0	0	0	0	0
BONDS TOTAL	**206**	**204**	**203**	**201**	**200**	**200**
CDCP/EUR	206	204	203	201	200	200
OTHERS	0	0	0	0	0	0

CDCP/EUR … SECURITIES REGISTERED IN CENTRAL SECURITIES DEPOSITORY OF THE SLOVAK REPUBLIC (CDCP) AND TRADED IN EUR
OTHERS ... SECURITIES REGISTERED IN CDCP AND TRADED IN FOREIGN CURRENCY, OR SECURITIES REGISTERED OUTSIDE CDCP/ABROAD AND TRADED IN FOREIGN CURRENCY OR EUR
USD CONVERSIONS ARE CALCULATED WITH AN EXCHANGE RATE AT THE END OF MONTH

EUROPEAN CENTRAL BANK EXCHANGE RATES

PERIOD	MONTH-END EXCHANGE RATE		
	USD	CZK	GBP
12.2023	1.105	24.724	0.869
01.2024	1.084	24.891	0.854
02.2024	1.083	25.363	0.857
03.2024	1.081	25.305	0.855
04.2024	1.072	25.140	0.855
05.2024	1.085	24.709	0.854
06.2024	1.071	25.025	0.846
07.2024	1.083	25.457	0.844
08.2024	1.109	25.031	0.841
09.2024	1.120	25.184	0.835
10.2024	1.088	25.327	0.838
11.2024	1.056	25.256	0.832
12.2024	1.044	25.226	0.830

TRADING VOLUMES - SHARES

SHARES - MARKET OF LISTED SECURITIES

NAME OF SECURITY	ISIN	ELECTRONIC ORDER BOOK TRANSACTIONS			NEGOTIATED TRANSACTIONS			TOTAL VOLUME (EUR)	AVERAGE PRICE (EUR)	DATE OF AVERAGE PRICE
		VOLUME (EUR)	AMOUNT (UNITS)	NO. OF TR.	VOLUME (EUR)	AMOUNT (UNITS)	NO. OF TR.			
Tatry Mount. Resorts	SK1120010287	1 503 582	73 222	498	19 000	1 000	1	1 522 582	20.32	27/12/2024
Biotika	CS0009013453	18 964	873	97	0	0	0	18 964	15.00	18/12/2024

AMOUNT (UNITS) - AMOUNT OF TRANSFERRED UNITS OF SECURITIES
NO. OF TR. - NUMBER OF TRANSACTIONS
AVERAGE PRICE - LAST AVERAGE PRICE

SHARES - REGULATED FREE MARKET

NAME OF SECURITY	ISIN	ELECTRONIC ORDER BOOK TRANSACTIONS			NEGOTIATED TRANSACTIONS			TOTAL VOLUME (EUR)	AVERAGE PRICE (EUR)	DATE OF AVERAGE PRICE
		VOLUME (EUR)	AMOUNT (UNITS)	NO. OF TR.	VOLUME (EUR)	AMOUNT (UNITS)	NO. OF TR.			
Tatra banka	SK1110001502	1 221 800	56	25	0	0	0	1 221 800	21 000.00	11/12/2024
TAM AP Real.f.u.p.f.	SK3000001246	346 000	6	6	0	0	0	346 000	57 000.00	22/11/2024
GARFIN HOLDING 02	SK1120005832	11 423	6 572	51	0	0	0	11 423	1.40	12/12/2024
Prvá strategická	SK1120005329	3 007	978	62	0	0	0	3 007	3.10	23/12/2024
Dolkam Šuja	CS0009013354	1 400	7	1	0	0	0	1 400	200.00	7/3/2024
OSIVO 2	SK1120007242	1 009	31	3	0	0	0	1 009	49.00	30/5/2024
GEOCOMPLEX	CS0009003553	540	57	8	0	0	0	540	10.00	12/11/2024
STP Michalovce P.p,	VP0009020359	493	5	1	0	0	0	493	98.57	14/5/2024

AMOUNT (UNITS) - AMOUNT OF TRANSFERRED UNITS OF SECURITIES
NO. OF TR. - NUMBER OF TRANSACTIONS
"VP" IN AN ISIN STANDS FOR "(OBLIGATORY) OFFER TO TAKE OVER"
AVERAGE PRICE - LAST AVERAGE PRICE

SHARE ISSUES* WITH MARKET CAPITALISATION AS OF YEAR-END 2024

RANK	NAME	ISIN	MARKET	AVERAGE PRICE (EUR)	MARKET CAPITALISATION (EUR)	SHARE (%)
1.	Tatra banka	SK1110001502	3	21 000.00	1 272 852 000	55.98%
2.	Tatry Mount. Resorts	SK1120010287	12	20.32	264 627 116	11.64%
3.	GEVORKYAN, a.s.	SK1000025322	11	10.60	176 567 083	7.77%
4.	TAM AP Real.f.u.p.f.	SK3000001246	3	57 000.00	48 735 000	2.14%
5.	Biotika	CS0009013453	12	15.00	8 474 040	0.37%
6.	Dolkam Šuja	CS0009013354	3	200.00	5 650 600	0.25%
7.	OSIVO 2	SK1120007242	3	49.00	5 085 955	0.22%
8.	GARFIN HOLDING 02	SK1120005832	3	1.40	2 836 789	0.12%
9.	Prvá strategická	SK1120005329	3	3.10	2 050 557	0.09%
10.	GEOCOMPLEX	CS0009003553	3	10.00	533 500	0.02%
SUM TOTAL					**1 787 412 641**	**78.61%**
TOTAL MARKET CAPITALISATION OF SHARES					**2 273 710 193**	**-**

* SHARE ISSUES WITH WHICH AN ANONYMOUS TRANSACTION WAS CLOSED IN 2024
AVERAGE PRICE: LAST AVERAGE PRICE

MARKET: 11 ... MAIN LISTED MARKET
12 ... PARALLEL LISTED MARKET
3 ... REGULATED FREE MARKET
SHARE: SHARE IN TOTAL MARKET CAPITALISATION OF SHARES

TRADING VOLUMES - BONDS

BONDS - MARKET OF LISTED SECURITIES

NAME OF SECURITY	ISIN	ELECTRONIC ORDER BOOK TRANSACTIONS			NEGOTIATED TRANSACTIONS			TOTAL VOLUME (EUR)	AVERAGE PRICE (%)	DATE OF AVERAGE PRICE
		VOLUME (EUR)	AMOUNT (UNITS)	NO. OF TR.	VOLUME (EUR)	AMOUNT (UNITS)	NO. OF TR.			
		0	0	0	0	0	0	0		

AMOUNT (UNITS) - AMOUNT IN UNITS OF TRANSFERRED SECURITIES
NO. OF TR. - NUMBER OF TRANSACTIONS
AVERAGE PRICE - LAST AVERAGE PRICE
VOLUME IS CALCULATED TOGETHER WITH ACCRUED INTEREST

BONDS - REGULATED FREE MARKET

NAME OF SECURITY	ISIN	ELECTRONIC ORDER BOOK TRANSACTIONS			NEGOTIATED TRANSACTIONS			TOTAL VOLUME (EUR)	AVERAGE PRICE (%)	DATE OF AVERAGE PRICE
		VOLUME (EUR)	AMOUNT (UNITS)	NO. OF TR.	VOLUME (EUR)	AMOUNT (UNITS)	NO. OF TR.			
D JTEF XIV 6,10/2029	SK4000024857	64 041 622	63 457	1 280	0	0	0	64 041 622	102.200	16/12/2024
Dlhopisy JTEF V 2024	SK4120014697	61 059 308	621	267	0	0	0	61 059 308	99.020	14/10/2024
D. Eurovea byty 2024	SK4000015723	51 620 068	52 379	975	0	0	0	51 620 068	99.000	10/7/2024
JTEF IV 2024	SK4120014101	48 167 674	488	228	0	0	0	48 167 674	99.000	26/4/2024
Sen. D TB Fix 2025	SK4000021754	40 357 202	39 063	9	0	0	0	40 357 202	99.900	7/10/2024
JTPEG FSK II 6,25/29	SK4000024550	22 349 400	22 200	575	0	0	0	22 349 400	102.000	19/12/2024
D JT ARCH C.VAR I/34	SK4000024519	16 332 660	15 323 920	739	0	0	0	16 332 660	112.000	23/12/2024
Dlh. JTEF VII 2025	SK4000015673	11 162 060	119	31	0	0	0	11 162 060	96.500	12/12/2024
JTSEC FINANC. III/29	SK4000026035	8 646 913	11 503	166	0	0	0	8 646 913	77.000	17/12/2024
Dlhopis JTREF 2025	SK4120014416	7 659 408	8 249	217	0	0	0	7 659 408	94.900	19/12/2024
Dlh. JTEF VI 2025	SK4120015181	6 270 237	68	49	0	0	0	6 270 237	95.000	9/12/2024
D SLSP FIX9 2025	SK4000022059	5 028 315	50	1	0	0	0	5 028 315	100.000	12/12/2024
EUROVEA 5,50/2027	SK4000020988	4 989 686	4 930	111	0	0	0	4 989 686	101.000	23/12/2024
D JTEF II 5,25/2025	SK4120013764	4 613 073	46	21	0	0	0	4 613 073	100.000	10/12/2024
JTEF X 5,10/2026	SK4000016689	4 043 958	41	28	0	0	0	4 043 958	98.000	20/12/2024
D JTEF XI 4,25/2027	SK4000020293	3 890 491	40	9	0	0	0	3 890 491	97.000	18/12/2024
CPI FS II 6,00/2027	SK4000021747	3 802 721	3 788	165	0	0	0	3 802 721	99.000	23/12/2024
Dlh. RPF III 2026	SK4000016531	3 723 760	44	38	0	0	0	3 723 760	88.000	15/11/2024
JREF IV 2028	SK4000022141	3 332 274	4 219	120	0	0	0	3 332 274	83.500	17/12/2024
Dlh. EUROVEA II 2025	SK4000016903	3 277 875	3 520	141	0	0	0	3 277 875	96.300	13/12/2024
D JTFG XIV 5.00/2027	SK4000021481	3 248 803	3 249	149	0	0	0	3 248 803	100.000	20/12/2024
D RPF II 5,30/2026	SK4000016390	3 114 853	3 134	126	0	0	0	3 114 853	98.500	20/12/2024
AUCTOR 5,00/2025	SK4000018149	2 968 853	2 997	111	0	0	0	2 968 853	98.500	30/12/2024
CPI FS IV 6,00/2028	SK4000022638	2 900 238	2 867	88	0	0	0	2 900 238	100.000	13/12/2024
Dlh.JMH 2026	SK4000019972	2 758 945	3 201	86	0	0	0	2 758 945	89.700	20/12/2024
D Alpha Quest 5/2025	SK4000018206	2 758 484	2 786	11	0	0	0	2 758 484	98.000	31/10/2024
JTEF IX 2026	SK4000015905	2 757 233	28	21	0	0	0	2 757 233	98.125	20/12/2024
RPF I 2026	SK4000015301	2 754 959	31	28	0	0	0	2 754 959	91.010	21/11/2024
D.TMR III 4,40%/2024	SK4120014598	2 740 408	2 752	90	0	0	0	2 740 408	99.000	3/9/2024
DJTEF XIII 6,00/2028	SK4000022497	2 246 573	2 218	74	0	0	0	2 246 573	101.500	17/12/2024
D JTREF2 6,50/2028	SK4000023206	2 035 881	1 961	38	0	0	0	2 035 881	101.500	5/12/2024
Dlh.Eurovea IV 2026	SK4000019683	1 803 075	2 022	74	0	0	0	1 803 075	91.829	13/12/2024
JTSEC FIN III 5,9/29	SK4000026571	1 753 050	1 750	38	0	0	0	1 753 050	100.050	27/12/2024
Dlh.EUROVEA III 2026	SK4000018487	1 638 191	1 819	75	0	0	0	1 638 191	93.580	10/12/2024
Downtown Yards 2028	SK4000024881	1 406 194	1 824	131	0	0	0	1 406 194	81.154	18/12/2024
D JTEF XII 6,00/2026	SK4000022042	1 304 143	1 297	73	0	0	0	1 304 143	99.500	27/12/2024
JTPEG FSK I 6,50/28	SK4000024188	1 270 809	1 232	52	0	0	0	1 270 809	101.500	6/12/2024
BENCONT GROUP 01	SK4120014838	1 219 180	13	2	0	0	0	1 219 180	94.040	23/9/2024
KKCG FINAN II 5,90	SK4000025938	1 200 500	1 176	28	0	0	0	1 200 500	101.450	4/12/2024
D SLSP FIX3 2026	SK4000022364	1 118 569	1 112	60	0	0	0	1 118 569	101.360	13/12/2024
KLINGERKA II.2028	SK4000022760	1 000 332	1 283	53	0	0	0	1 000 332	82.300	30/12/2024
Ganz House 2028	SK4000025359	951 408	1 180	74	0	0	0	951 408	83.000	27/12/2024

BONDS - REGULATED FREE MARKET

NAME OF SECURITY	ISIN	ELECTRONIC ORDER BOOK TRANSACTIONS			NEGOTIATED TRANSACTIONS			TOTAL VOLUME (EUR)	AVERAGE PRICE (%)	DATE OF AVERAGE PRICE
		VOLUME (EUR)	AMOUNT (UNITS)	NO. OF TR.	VOLUME (EUR)	AMOUNT (UNITS)	NO. OF TR.			
D SLSP FIX4 2026	SK4000023305	880 846	17	10	0	0	0	880 846	102.720	13/12/2024
D JTSEC VAR/2028	SK4000022950	868 395	856	58	0	0	0	868 395	99.500	19/12/2024
CPI FS III 6,50/2029	SK4000021762	806 121	798	57	0	0	0	806 121	102.000	14/11/2024
CPI FS V 6,50/2030	SK4000022646	780 274	759	67	0	0	0	780 274	102.717	22/11/2024
D SLSP FIX3 2027	SK4000023982	779 640	15	6	0	0	0	779 640	104.090	11/12/2024
CPI FS I 5,25/2025	SK4000021739	686 990	685	27	0	0	0	686 990	100.500	20/12/2024
D Form Dev.6,50/2029	SK4000022703	650 874	639	48	0	0	0	650 874	102.100	3/12/2024
D JT ARCH C.V. II/34	SK4000026159	644 482	644 225	44	0	0	0	644 482	102.000	23/12/2024
D SLSP FIX7 2024	SK4000022067	596 172	590	21	0	0	0	596 172	99.990	25/10/2024
D.SLSP FIX2 2026	SK4000021804	538 786	541	47	0	0	0	538 786	100.930	23/12/2024
Dlh. HBR 2026 V	SK4000020855	434 514	446	41	0	0	0	434 514	97.000	12/12/2024
TRIPTYCH 6,40/2028	SK4000026282	427 908	419	46	0	0	0	427 908	101.990	30/12/2024
D Mint Met.4,75/2024	SK4000020053	395 536	397	16	0	0	0	395 536	99.500	29/10/2024
D JTFG XII 3,75/2025	SK4000019386	395 263	4	2	0	0	0	395 263	98.500	5/9/2024
D SLSP FIX2 2027	SK4000023750	354 037	7	3	0	0	0	354 037	100.950	4/7/2024
Dlhopisy HBR 2026	SK4000015590	280 070	3	1	0	0	0	280 070	92.500	7/5/2024
D SLSP FIX6 2025	SK4000021150	260 620	260	17	0	0	0	260 620	99.780	13/12/2024
D.SLSP FIX 7 2025	SK4000021598	251 174	250	20	0	0	0	251 174	100.200	3/12/2024
Dlh.HBR 2027 II	SK4000021424	239 539	244	45	0	0	0	239 539	96.889	13/12/2024
D SLSP FIX3 2028	SK4000024808	201 993	4	3	0	0	0	201 993	102.290	6/12/2024
HB REAVIS 2027	SK4120013244	184 302	2	2	0	0	0	184 302	90.000	15/8/2024
D SLSP FIX11 2025USD	SK4000022455	161 132	156	1	0	0	0	161 132	99.800	10/12/2024
D Lucron Fin.3 2025	SK4000021770	151 332	153	4	0	0	0	151 332	99.500	13/12/2024
D SLSP FIX1 2026	SK4000020764	136 470	140	16	0	0	0	136 470	99.150	13/12/2024
Dlh. HBR 2026 IV	SK4000020459	122 574	126	17	0	0	0	122 574	98.000	13/12/2024
D SLSP FIX1 2025	SK4120014929	116 537	119	7	0	0	0	116 537	98.910	4/10/2024
Dlh. HBR 2025 III	SK4000016218	112 334	115	5	0	0	0	112 334	96.230	29/5/2024
Dlhopisy HBR 2025 I	SK4120014853	107 037	115	12	0	0	0	107 037	91.500	22/5/2024
Dlh. JTSEC 4,60/2024	SK4000016846	100 398	1	1	0	0	0	100 398	98.750	11/1/2024
Dlhopisy HBR 2025 II	SK4000015814	80 731	85	9	0	0	0	80 731	91.500	22/5/2024
D TMR VI 5,40/2027	SK4000021713	77 024	77	7	0	0	0	77 024	97.000	8/8/2024
D SLSP FIX2 2025	SK4000015293	47 197	49	6	0	0	0	47 197	97.020	16/9/2024
D Lucron Fin.2 2026	SK4000019675	43 819	45	1	0	0	0	43 819	97.000	15/11/2024
D Alto Funding 2027	SK4000025045	27 877	27	4	0	0	0	27 877	100.000	2/12/2024
Dlhopisy HBR 2026 II	SK4000019378	24 233	25	5	0	0	0	24 233	96.719	29/11/2024
D SLSP FIX3 2024	SK4120014523	15 901	16	3	0	0	0	15 901	99.250	27/6/2024
Dlhopisy HBR 2025 IV	SK4000018586	12 161	12	1	0	0	0	12 161	99.000	29/11/2024
D Alto Fund. 2026 I	SK4000023933	7 016	7	2	0	0	0	7 016	100.000	17/12/2024
D Lucron Fin.5 2027	SK4000025292	5 024	5	1	0	0	0	5 024	100.000	24/7/2024
D SLSP FIX5 2024	SK4120014796	2 926	3	1	0	0	0	2 926	97.380	16/2/2024
Dlh.SLSP FIX3 2025	SK4000017364	2 911	3	1	0	0	0	2 911	97.010	4/7/2024

AMOUNT (UNITS) - AMOUNT IN UNITS OF TRANSFERRED SECURITIES
NO. OF TR. - NUMBER OF TRANSACTIONS
AVERAGE PRICE - LAST AVERAGE PRICE
VOLUME IS CALCULATED TOGETHER WITH ACCRUED INTEREST

BOND ISSUES* WITH MARKET CAPITALISATION AS OF YEAR-END 2024

RANK	NAME	ISIN	MARKET	AVERAGE PRICE (%)	MARKET CAPITALISATION (EUR)	SHARE (%)
1.	KKCG FINAN II 5,90	SK4000025938	3	101.45%	162 320 000	0.23%
2.	EUROVEA 5,50/2027	SK4000020988	3	101.00%	101 000 000	0.14%
3.	D JTEF XI 4,25/2027	SK4000020293	3	97.00%	97 000 000	0.14%
4.	Dlh. JTEF VII 2025	SK4000015673	3	96.50%	96 500 000	0.14%
5.	D SLSP FIX4 2026	SK4000023305	3	102.72%	93 629 280	0.13%
6.	D JTEF XIV 6,10/2029	SK4000024857	3	102.20%	81 760 000	0.11%
7.	AUCTOR 5,00/2025	SK4000018149	3	98.50%	78 800 000	0.11%
8.	JTSEC FINANC. III/29	SK4000026035	3	77.00%	77 000 000	0.11%
9.	D SLSP FIX3 2026	SK4000022364	3	101.36%	76 020 000	0.11%
10.	Dlh. JTEF VI 2025	SK4120015181	3	95.00%	66 500 000	0.09%
11.	D SLSP FIX3 2027	SK4000023982	3	104.09%	62 454 000	0.09%
12.	D.SLSP FIX 7 2025	SK4000021598	3	100.20%	62 227 206	0.09%
13.	JTPEG FSK II 6,25/29	SK4000024550	3	102.00%	61 200 000	0.09%
14.	JTPEG FSK I 6,50/28	SK4000024188	3	101.50%	60 900 000	0.09%
15.	D RPF II 5,30/2026	SK4000016390	3	98.50%	59 100 000	0.08%
16.	JTEF X 5,10/2026	SK4000016689	3	98.00%	58 800 000	0.08%
17.	Dlh. RPF III 2026	SK4000016531	3	88.00%	57 200 000	0.08%
18.	Dlhopis JTREF 2025	SK4120014416	3	94.90%	56 940 000	0.08%
19.	D.SLSP FIX2 2026	SK4000021804	3	100.93%	50 465 000	0.07%
20.	D JTEF II 5,25/2025	SK4120013764	3	100.00%	50 000 000	0.07%
21.	D JTFG XIV 5.00/2027	SK4000021481	3	100.00%	50 000 000	0.07%
22.	D JTEF XII 6,00/2026	SK4000022042	3	99.50%	49 750 000	0.07%
23.	JTEF IX 2026	SK4000015905	3	98.13%	49 062 500	0.07%
24.	Dlh. HBR 2026 V	SK4000020855	3	97.00%	48 500 000	0.07%
25.	D JTREF2 6,50/2028	SK4000023206	3	101.50%	47 705 000	0.07%
26.	Dlh.HBR 2027 II	SK4000021424	3	96.89%	44 727 838	0.06%
27.	D SLSP FIX3 2028	SK4000024808	3	102.29%	40 916 000	0.06%
28.	HB REAVIS 2027	SK4120013244	3	90.00%	40 500 000	0.06%
29.	JTSEC FIN III 5,9/29	SK4000026571	3	100.05%	39 420 701	0.06%
30.	D Alpha Quest 5/2025	SK4000018206	3	98.00%	39 200 000	0.06%
31.	Dlh.JMH 2026	SK4000019972	3	89.70%	31 395 000	0.04%
32.	D Form Dev.6,50/2029	SK4000022703	3	102.10%	30 630 000	0.04%
33.	D JT ARCH C.V. II/34	SK4000026159	3	102.00%	30 600 000	0.04%
34.	DJTEF XIII 6,00/2028	SK4000022497	3	101.50%	30 450 000	0.04%
35.	D SLSP FIX6 2025	SK4000021150	3	99.78%	29 934 000	0.04%
36.	D JTSEC VAR/2028	SK4000022950	3	99.50%	29 850 000	0.04%
37.	Dlh.Eurovea IV 2026	SK4000019683	3	91.83%	29 385 280	0.04%
38.	JREF IV 2028	SK4000022141	3	83.50%	29 225 000	0.04%
39.	Ganz House 2028	SK4000025359	3	83.00%	29 050 000	0.04%
40.	Dlh. EUROVEA II 2025	SK4000016903	3	96.30%	28 890 000	0.04%
41.	Dlhopisy HBR 2026	SK4000015590	3	92.50%	27 750 000	0.04%
42.	D Alto Funding 2027	SK4000025045	3	100.00%	25 000 000	0.04%
43.	D JTFG XII 3,75/2025	SK4000019386	3	98.50%	24 625 000	0.03%
44.	RPF I 2026	SK4000015301	3	91.01%	22 752 500	0.03%
45.	KLINGERKA II.2028	SK4000022760	3	82.30%	20 575 000	0.03%
46.	Downtown Yards 2028	SK4000024881	3	81.15%	20 288 500	0.03%
47.	D SLSP FIX2 2027	SK4000023750	3	100.95%	20 190 000	0.03%
48.	D SLSP FIX1 2026	SK4000020764	3	99.15%	19 830 000	0.03%
49.	CPI FS II 6,00/2027	SK4000021747	3	99.00%	19 800 000	0.03%
50.	D Lucron Fin.2 2026	SK4000019675	3	97.00%	19 400 000	0.03%
51.	Dlh.EUROVEA III 2026	SK4000018487	3	93.58%	18 716 000	0.03%
52.	D JT ARCH C.VAR I/34	SK4000024519	3	112.00%	16 800 000	0.02%
53.	CPI FS V 6,50/2030	SK4000022646	3	102.72%	15 407 550	0.02%
54.	D Lucron Fin.5 2027	SK4000025292	3	100.00%	15 000 000	0.02%
55.	Dlh. HBR 2026 IV	SK4000020459	3	98.00%	11 348 400	0.02%
56.	BENCONT GROUP 01	SK4120014838	3	94.04%	11 284 800	0.02%
57.	CPI FS III 6,50/2029	SK4000021762	3	102.00%	10 200 000	0.01%
58.	CPI FS IV 6,00/2028	SK4000022638	3	100.00%	10 000 000	0.01%
59.	D Alto Fund. 2026 I	SK4000023933	3	100.00%	10 000 000	0.01%
60.	D SLSP FIX1 2025	SK4120014929	3	98.91%	9 891 000	0.01%
61.	CPI FS I 5,25/2025	SK4000021739	3	100.50%	9 045 000	0.01%
62.	D Lucron Fin.3 2025	SK4000021770	3	99.50%	8 662 470	0.01%
63.	Dlh. HBR 2025 III	SK4000016218	3	96.23%	8 171 852	0.01%
64.	Dlhopisy HBR 2025 II	SK4000015814	3	91.50%	6 658 455	0.01%

BOND ISSUES* WITH MARKET CAPITALISATION AS OF YEAR-END 2024

RANK	NAME	ISIN	MARKET	AVERAGE PRICE (%)	MARKET CAPITALISATION (EUR)	SHARE (%)
65.	Dlhopisy HBR 2026 II	SK4000019378	3	96.72%	6 131 017	0.01%
66.	D SLSP FIX2 2025	SK4000015293	3	97.02%	5 778 511	0.01%
67.	D SLSP FIX9 2025	SK4000022059	3	100.00%	5 000 000	0.01%
68.	D SLSP FIX11 2025USD	SK4000022455	3	99.80%	4 990 000	0.01%
69.	Dlh.SLSP FIX3 2025	SK4000017364	3	97.01%	4 850 500	0.01%
70.	Dlhopisy HBR 2025 I	SK4120014853	3	91.50%	4 389 255	0.01%
71.	Dlhopisy HBR 2025 IV	SK4000018586	3	99.00%	3 218 490	0.00%
72.	TRIPTYCH 6,40/2028	SK4000026282	3	101.99%	1 091 624	0.00%
SUM TOTAL					**2 675 852 728**	**3.76%**
TOTAL MARKET CAPITALISATION OF BONDS					**71 178 540 491**	**-**

* BOND ISSUES WITH WHICH AN ANONYMOUS TRANSACTION
AVERAGE PRICE - LAST AVERAGE PRICE
SHARE: SHARE IN TOTAL MARKET CAPITALISATION OF BONDS
MARKET: 11 ... MAIN LISTED MARKET
12 ... PARALLEL LISTED MARKET
3 ..... REGULATED FREE MARKET

SECURITIES LISTED AS OF END OF THE YEAR 2024

SHARES

COMPANY	ISIN	MARKET	P/E RATIO	P/BV RATIO	DIVIDEND YIELD	MARKET CAPITALISATION (EUR)
COMPANIES						
Biotika*	CS0009013453	12	28.449	0.399	3.333%	10 500 000
Tatry mountain resorts*	SK1120010287	12	50.255	1.416	0.000%	136 290 263
GEVORKYAN, a.s. *	SK1000025322	11	47.096	2.466	1.981%	176 567 083

USED VALUES: DIVIDENDS PAID IN 2023, ANNUAL PROFITS (RESP. LOSSES) OF 2023 AFTER TAXATION, BOOK VALUES AS OF YEAR-END 2023 ACCORDING TO *SAS

BONDS

NAME OF ISSUE	ISIN	MARKET	MATURITY DATE	YIELD P.A.	NOMINAL VALUE (EUR)	MARKET CAPITALISATION (EUR)
PRIVATE SECTOR						
BANKS						
HZL ČSOB XIII.	SK4120008178	12	7/11/2031	5.5% fix	10 000.00	33 193 920
HZL ČSOB XIX.	SK4120008640	12	9/7/2036	4.7% fix	10 000.00	25 000 000
HZL SPO 11	SK4120005505	12	27/7/2027	4.95% fix	66 387.84	25 000 000
HZL VÚB 43	SK4120006271	12	26/9/2025	5.1% fix	33 193.92	19 916 352
HZL VÚB 67	SK4120008228	12	29/11/2030	5.35% fix	50 000.00	16 596 960
HZL VÚB XXX.	SK4120005547	12	5/9/2032	5% fix	33 193.92	16 596 960
HZL VÚB XXXI	SK4120005679	12	29/11/2037	4.9% fix	33 193.92	15 000 000
T2 D SLSP 2028 I	SK4120014564	12	20/9/2028	2.875% fix	100 000.00	3 300 000
T2 D SLSP 2028 II	SK4120014572	12	20/9/2028	5.24%	100 000.00	3 300 000
PUBLIC SECTOR						
GOVERNMENT BONDS						
Štátny dlhopis 206	SK4120004987	11	10/5/2026	4.5% fix	3 319.40	1 440 619 600
Štátny dlhopis 216	SK4120007543	11	14/10/2025	4.35% fix	1.00	3 270 000 000
Štátny dlhopis 221	SK4120008665	11	11/7/2029	4.4% fix	1.00	125 000 000
Štátny dlhopis 222	SK4120008673	11	9/8/2032	4.3% fix	1 000 000.00	500 000 000
Štátny dlhopis 224	SK4120008954	11	8/2/2033	3.875% fix	1.00	1 500 000 000
Štátny dlhopis 227	SK4120009762	11	16/1/2029	3.625% fix	1.00	3 603 000 000
Štátny dlhopis 228	SK4120010430	11	21/1/2027	1.375% fix	1.00	2 900 000 000
Štátny dlhopis 229	SK4120011420	11	21/1/2031	1.625% fix	1.00	3 000 000 000
Štátny dlhopis 231	SK4120012220	11	22/5/2026	0.625% fix	1.00	1 535 550 000
Štátny dlhopis 232	SK4120012691	11	9/3/2037	1.875% fix	1.00	3 000 000 000
Štátny dlhopis 233	SK4120013400	11	17/10/2047	2% fix	1.00	3 505 900 000
Štátny dlhopis 234	SK4120014150	11	12/6/2028	1% fix	1.00	3 000 000 000
Štátny dlhopis 235	SK4120014184	11	12/6/2068	2.25% fix	1.00	675 300 000
Štátny dlhopis 236	SK4120015173	11	9/4/2030	0.75% fix	1.00	3 000 000 000
Štátny dlhopis 237	SK4000017059	11	9/10/2030	1% fix	1.00	3 000 000 000
Štátny dlhopis 238	SK4000017158	11	14/5/2025	0.25% fix	1.00	3 000 000 000
Štátny dlhopis 239	SK4000017166	11	14/5/2032	1% fix	1.00	3 000 000 000
Štátny dlhopis 241	SK4000017380	11	17/6/2027	0.125% fix	1.00	2 000 000 000
Štátny dlhopis 242	SK4000018958	11	21/4/2036	0.375% fix	1.00	4 001 800 000
Štátny dlhopis 243	SK4000019857	11	13/10/2051	1% fix	1.00	2 581 900 000
Štátny dlhopis 244	SK4000021986	11	19/10/2032	4% fix	1.00	3 000 000 000
Štátny dlhopis 245	SK4000022539	11	23/2/2035	3.75% fix	1.00	3 536 400 000
Štátny dlhopis 246	SK4000022547	11	23/2/2043	4% fix	1.00	1 500 000 000
Štátny dlhopis 247	SK4000023230	11	8/6/2033	3.625% fix	1.00	3 353 400 000
Štátny dlhopis 248	SK4000024683	11	7/2/2028	3% fix	1.00	1 040 800 000
Štátny dlhopis 249	SK4000024675	11	7/2/2026	3% fix	1.00	1 500 000 000
Štátny dlhopis 250	SK4000024865	11	6/3/2034	3.75% fix	1.00	4 191 900 000
Štátny dlhopis 251	SK4000026241	11	6/11/2031	3% fix	1.00	2 000 000 000

11 … MAIN LISTED MARKET
12 … PARALLEL LISTED MARKET

NUMBER OF ISSUES AS OF YEAR-END 2024

TYPES OF SECURITIES		MAIN LISTED MARKET	PARALLEL LISTED MARKET	REGULATED FREE MARKET	TOTAL
SHARES		***1***	***3***	***28***	***32***
BONDS		***28***	***9***	***173***	***210***
	Government bonds	28	0	0	**28**
	Mortgage bonds	0	7	16	**23**
	Covered bonds	0	0	15	**15**
	Corporate bonds	0	0	89	**89**
	Bank bonds	0	2	53	**55**
	State treasury bills	0	0	0	**0**
	Foreign bonds	0	0	0	**0**
TOTAL		**29**	**12**	**201**	**242**

CLEARING AND SETTLEMENT IN THE YEAR 2024

	2024	2023	%
Transfer services	**8 148**	**7 489**	***8.80%***
Suspended transactions	**2**	**6**	***-66.67%***
Number of transferred securities	**16 314 888**	**362 215**	***4404.20%***

SHARE ISSUES ADMITTED TO BSSE MARKETS

NO.	NAME OF ISSUE	MARKET	ISIN	TRADING STARTED ON	VOLUME OF ISSUE (EUR)
1.	GEVORKYAN, a.s.	11	SK1000025322	22/2/2024	16 657 272.00
2.	A.Across Apparel In.	3	SK1000026585	16/10/2024	8 800.00

* TRANSFORMED TO LISTED SHARE

SHARE ISSUES EXCLUDED FROM BSSE MARKETS

NO.	NAME OF ISSUE	MARKET	ISIN	EXCLUSION DATE	VOLUME OF ISSUE (EUR)
1.	DEVIN BANKA konk.	3	SK1110001478	3/2/2024	33 180 641.00

11 … MAIN LISTED MARKET, 12 … PARALLEL LISTED MARKET, 3 ... REGULATED FREE MARKET

PUBLIC OFFERS/OBLIGATORY PUBLIC OFFERS TO TAKE OVER

NO.	NAME OF ISSUE	OBLIGATORY PUBLIC OFFER	ISIN	DATE OF REGISTRATION	DATE OF EXPIRATION
1.	STP Michalovce P.p.	Y	CS0009020359	10/5/2024	8/6/2024
2.	Donau Farm Semat P.p.	Y	SK1120002375	2/12/2024	31/12/2024

Y - OBLIGATORY PUBLIC OFFER TO TAKE OVER N - PUBLIC OFFER TO TAKE OVER

NEW BOND ISSUES AND TRANCHES ADMITTED TO BSSE MARKETS

NO.	NAME OF ISSUE	MARKET	ISIN	TRADING STARTED ON	VOLUME OF ISSUE (EUR)	SECTOR
1.	Dlhopis Across Funding XVI	3	SK4000025342	18/9/2024	2 054 300	CORPORATE
2.	Dlhopis Across Funding XVI*	3	SK4000025342	2/10/2024	699 700	CORPORATE
3.	Dlhopis Across Funding XVI*	3	SK4000025342	7/11/2024	5 250 400	CORPORATE
4.	Dlhopis Across Funding XVI*	3	SK4000025342	3/12/2024	331 700	CORPORATE
5.	Dlhopis Across Padel	3	SK4000024204	16/5/2024	4 197 500	CORPORATE
6.	Dlhopis Across Padel*	3	SK4000024204	2/7/2024	3 555 200	CORPORATE
7.	Dlhopis Across Padel*	3	SK4000024204	2/8/2024	12 500	CORPORATE
8.	Dlhopis Across Padel*	3	SK4000024204	2/10/2024	234 800	CORPORATE
9.	Dlhopis Across Public I	3	SK4000023594	29/2/2024	12 735 200	CORPORATE
10.	Dlhopis Across RE Investments	3	SK4000024444	3/5/2024	8 937 300	CORPORATE
11.	Dlhopis Across RE Investments*	3	SK4000024444	2/7/2024	10 291 800	CORPORATE
12.	Dlhopis Across RE Investments*	3	SK4000024444	2/8/2024	532 400	CORPORATE
13.	Dlhopis Across RE Investments*	3	SK4000024444	2/10/2024	12 800	CORPORATE
14.	Dlhopis Across RE Investments*	3	SK4000024444	7/11/2024	725 700	CORPORATE
15.	Dlhopis FASHION EMPIRE 2 EUR	3	SK4000025391	9/10/2024	7 221 000	CORPORATE
16.	Dlhopis FASHION EMPIRE 2 EUR*	3	SK4000025391	7/11/2024	1 284 500	CORPORATE
17.	Dlhopis FASHION EMPIRE 2 EUR*	3	SK4000025391	3/12/2024	109 300	CORPORATE
18.	Dlhopis Lucron Premium II*	3	SK4000022935	5/1/2024	3 598 300	CORPORATE
19.	Dlhopis Lucron Premium II*	3	SK4000022935	2/7/2024	406 800	CORPORATE
20.	Dlhopis Prime Tourist Resorts 3*	3	SK4000021457	5/1/2024	27 500	CORPORATE
21.	Dlhopis Prime Tourist Resorts 3*	3	SK4000021457	2/7/2024	426 700	CORPORATE
22.	Dlhopis Prime Tourist Resorts 3*	3	SK4000021457	2/10/2024	246 300	CORPORATE
23.	Dlhopis Prime Tourist Resorts 3*	3	SK4000021457	3/12/2024	179 700	CORPORATE
24.	Dlhopis SLSP FIX5 2027	3	SK4000025904	30/9/2024	15 000 000	BANK
25.	Dlhopisy Alto Funding 2027 / Call 2026	3	SK4000025045	30/4/2024	25 000 000	CORPORATE
26.	Dlhopisy Lucron Finance 5 2027	3	SK4000025292	2/7/2024	15 000 000	CORPORATE
27.	Dlhopisy Mlynárka I 2028	3	SK4000026191	5/12/2024	22 000 000	CORPORATE
28.	Dlhopisy SLSP FIX1 2029*	3	SK4000023503	4/3/2024	20 000 000	BANK
29.	Dlhopisy SLSP FIX1 2029*	3	SK4000023503	6/11/2024	10 000 000	BANK
30.	Dlhopisy SLSP FIX1 2029*	3	SK4000023503	21/11/2024	8 600 000	BANK
31.	Dlhopisy SLSP FIX2 2028	3	SK4000024642	8/2/2024	25 850 000	BANK
32.	Dlhopisy SLSP FIX2 2034	3	SK4000024527	12/1/2024	5 000 000	BANK
33.	Dlhopisy SLSP FIX3 2027*	3	SK4000023982	22/10/2024	10 000 000	BANK
34.	Dlhopisy SLSP FIX3 2028	3	SK4000024808	2/4/2024	40 000 000	BANK
35.	Dlhopisy SLSP FIX4 2027	3	SK4000025052	2/5/2024	4 550 000	BANK
36.	Dlhopisy SLSP FIX4 2028	3	SK4000026464	9/12/2024	17 300 000	BANK
37.	Dlhopisy SLSP Green SP FIX2 2029	31	SK4000025367	30/5/2024	20 000 000	BANK
38.	Dlhopisy SLSP Green SP FIX2 2029*	31	SK4000025367	31/10/2024	5 000 000	BANK
39.	Dlhopisy SLSP Green SP FLT2 2027	31	SK4000025250	13/5/2024	10 000 000	BANK
40.	Dlhopisy SLSP Green SP FLT3 2027	31	SK4000025458	11/6/2024	10 000 000	BANK
41.	Dlhopisy SLSP Green SP FLT3 2027*	31	SK4000025458	23/10/2024	5 000 000	BANK
42.	Dlhopisy SLSP Inflácia 2034 I	31	SK4000022224	2/2/2024	2 000 000	BANK
43.	Dlhopisy SLSP SP FLT1 2030	3	SK4000024899	8/3/2024	14 600 000	BANK
44.	Downtown Yards 2028	3	SK4000024881	12/4/2024	25 000 000	CORPORATE
45.	Europsky kryty dlhopis (premiovy) CSOB SK 2026 I.	31	SK4000024378	12/1/2024	600 000 000	BANK
46.	Európsky krytý dlhopis (prémiový) ČSOB SK 2029 I.	31	SK4000025284	4/7/2024	500 000 000	BANK
47.	Európsky krytý dlhopis (prémiový) TB 07 splatný 2028	31	SK4000026043	14/10/2024	500 000 000	BANK
48.	Ganz House 2028	3	SK4000025359	21/6/2024	20 000 000	CORPORATE
49.	Ganz House 2028*	3	SK4000025359	26/6/2024	15 000 000	CORPORATE
50.	Green Senior Dlhopis TB 6NC5 2030	31	SK4000025201	2/5/2024	350 000 000	BANK
51.	JT ARCH CONVERTIBLE VAR I./2034	3	SK4000024519	1/2/2024	5 500 000	CORPORATE
52.	JT ARCH CONVERTIBLE VAR I./2034*	3	SK4000024519	9/2/2024	9 500 000	CORPORATE
53.	JT ARCH CONVERTIBLE VAR II./2034	3	SK4000026159	19/11/2024	5 992 791	CORPORATE
54.	JT ARCH CONVERTIBLE VAR II./2034*	3	SK4000026159	27/11/2024	24 007 209	CORPORATE
55.	JTEF XIV 6,10/2029	3	SK4000024857	22/3/2024	8 314 000	CORPORATE
56.	JTEF XIV 6,10/2029*	3	SK4000024857	27/3/2024	1 186 000	CORPORATE
57.	JTEF XIV 6,10/2029*	3	SK4000024857	28/3/2024	1 000 000	CORPORATE
58.	JTEF XIV 6,10/2029*	3	SK4000024857	5/4/2024	2 200 000	CORPORATE
59.	JTEF XIV 6,10/2029*	3	SK4000024857	8/4/2024	1 300 000	CORPORATE
60.	JTEF XIV 6,10/2029*	3	SK4000024857	9/4/2024	200 000	CORPORATE
61.	JTEF XIV 6,10/2029*	3	SK4000024857	10/4/2024	600 000	CORPORATE
62.	JTEF XIV 6,10/2029*	3	SK4000024857	12/4/2024	1 200 000	CORPORATE
63.	JTEF XIV 6,10/2029*	3	SK4000024857	15/4/2024	2 500 000	CORPORATE
64.	JTEF XIV 6,10/2029*	3	SK4000024857	16/4/2024	300 000	CORPORATE

* TRANGE

NEW BOND ISSUES AND TRANCHES ADMITTED TO BSSE MARKETS

NO.	NAME OF ISSUE	MARKET	ISIN	TRADING STARTED ON	VOLUME OF ISSUE (EUR)	SECTOR
65.	JTEF XIV 6,10/2029*	3	SK4000024857	17/4/2024	800 000	CORPORATE
66.	JTEF XIV 6,10/2029*	3	SK4000024857	18/4/2024	500 000	CORPORATE
67.	JTEF XIV 6,10/2029*	3	SK4000024857	19/4/2024	200 000	CORPORATE
68.	JTEF XIV 6,10/2029*	3	SK4000024857	22/4/2024	400 000	CORPORATE
69.	JTEF XIV 6,10/2029*	3	SK4000024857	23/4/2024	300 000	CORPORATE
70.	JTEF XIV 6,10/2029*	3	SK4000024857	24/4/2024	600 000	CORPORATE
71.	JTEF XIV 6,10/2029*	3	SK4000024857	25/4/2024	400 000	CORPORATE
72.	JTEF XIV 6,10/2029*	3	SK4000024857	26/4/2024	1 100 000	CORPORATE
73.	JTEF XIV 6,10/2029*	3	SK4000024857	29/4/2024	900 000	CORPORATE
74.	JTEF XIV 6,10/2029*	3	SK4000024857	30/4/2024	1 000 000	CORPORATE
75.	JTEF XIV 6,10/2029*	3	SK4000024857	2/5/2024	600 000	CORPORATE
76.	JTEF XIV 6,10/2029*	3	SK4000024857	3/5/2024	600 000	CORPORATE
77.	JTEF XIV 6,10/2029*	3	SK4000024857	6/5/2024	200 000	CORPORATE
78.	JTEF XIV 6,10/2029*	3	SK4000024857	7/5/2024	300 000	CORPORATE
79.	JTEF XIV 6,10/2029*	3	SK4000024857	9/5/2024	1 100 000	CORPORATE
80.	JTEF XIV 6,10/2029*	3	SK4000024857	10/5/2024	400 000	CORPORATE
81.	JTEF XIV 6,10/2029*	3	SK4000024857	13/5/2024	300 000	CORPORATE
82.	JTEF XIV 6,10/2029*	3	SK4000024857	14/5/2024	400 000	CORPORATE
83.	JTEF XIV 6,10/2029*	3	SK4000024857	15/5/2024	600 000	CORPORATE
84.	JTEF XIV 6,10/2029*	3	SK4000024857	16/5/2024	1 500 000	CORPORATE
85.	JTEF XIV 6,10/2029*	3	SK4000024857	20/5/2024	500 000	CORPORATE
86.	JTEF XIV 6,10/2029*	3	SK4000024857	22/5/2024	400 000	CORPORATE
87.	JTEF XIV 6,10/2029*	3	SK4000024857	23/5/2024	200 000	CORPORATE
88.	JTEF XIV 6,10/2029*	3	SK4000024857	24/5/2024	600 000	CORPORATE
89.	JTEF XIV 6,10/2029*	3	SK4000024857	27/5/2024	200 000	CORPORATE
90.	JTEF XIV 6,10/2029*	3	SK4000024857	28/5/2024	400 000	CORPORATE
91.	JTEF XIV 6,10/2029*	3	SK4000024857	29/5/2024	300 000	CORPORATE
92.	JTEF XIV 6,10/2029*	3	SK4000024857	30/5/2024	700 000	CORPORATE
93.	JTEF XIV 6,10/2029*	3	SK4000024857	31/5/2024	400 000	CORPORATE
94.	JTEF XIV 6,10/2029*	3	SK4000024857	3/6/2024	100 000	CORPORATE
95.	JTEF XIV 6,10/2029*	3	SK4000024857	4/6/2024	12 200 000	CORPORATE
96.	JTEF XIV 6,10/2029*	3	SK4000024857	5/6/2024	800 000	CORPORATE
97.	JTEF XIV 6,10/2029*	3	SK4000024857	6/6/2024	1 200 000	CORPORATE
98.	JTEF XIV 6,10/2029*	3	SK4000024857	7/6/2024	300 000	CORPORATE
99.	JTEF XIV 6,10/2029*	3	SK4000024857	10/6/2024	200 000	CORPORATE
100.	JTEF XIV 6,10/2029*	3	SK4000024857	11/6/2024	100 000	CORPORATE
101.	JTEF XIV 6,10/2029*	3	SK4000024857	12/6/2024	100 000	CORPORATE
102.	JTEF XIV 6,10/2029*	3	SK4000024857	13/6/2024	500 000	CORPORATE
103.	JTEF XIV 6,10/2029*	3	SK4000024857	14/6/2024	200 000	CORPORATE
104.	JTEF XIV 6,10/2029*	3	SK4000024857	19/6/2024	1 800 000	CORPORATE
105.	JTEF XIV 6,10/2029*	3	SK4000024857	20/6/2024	600 000	CORPORATE
106.	JTEF XIV 6,10/2029*	3	SK4000024857	21/6/2024	400 000	CORPORATE
107.	JTEF XIV 6,10/2029*	3	SK4000024857	24/6/2024	400 000	CORPORATE
108.	JTEF XIV 6,10/2029*	3	SK4000024857	25/6/2024	700 000	CORPORATE
109.	JTEF XIV 6,10/2029*	3	SK4000024857	26/6/2024	600 000	CORPORATE
110.	JTEF XIV 6,10/2029*	3	SK4000024857	27/6/2024	700 000	CORPORATE
111.	JTEF XIV 6,10/2029*	3	SK4000024857	28/6/2024	1 000 000	CORPORATE
112.	JTEF XIV 6,10/2029*	3	SK4000024857	1/7/2024	800 000	CORPORATE
113.	JTEF XIV 6,10/2029*	3	SK4000024857	2/7/2024	300 000	CORPORATE
114.	JTEF XIV 6,10/2029*	3	SK4000024857	3/7/2024	1 200 000	CORPORATE
115.	JTEF XIV 6,10/2029*	3	SK4000024857	4/7/2024	600 000	CORPORATE
116.	JTEF XIV 6,10/2029*	3	SK4000024857	8/7/2024	100 000	CORPORATE
117.	JTEF XIV 6,10/2029*	3	SK4000024857	9/7/2024	900 000	CORPORATE
118.	JTEF XIV 6,10/2029*	3	SK4000024857	11/7/2024	400 000	CORPORATE
119.	JTEF XIV 6,10/2029*	3	SK4000024857	12/7/2024	200 000	CORPORATE
120.	JTEF XIV 6,10/2029*	3	SK4000024857	15/7/2024	100 000	CORPORATE
121.	JTEF XIV 6,10/2029*	3	SK4000024857	16/7/2024	100 000	CORPORATE
122.	JTEF XIV 6,10/2029*	3	SK4000024857	22/7/2024	18 700 000	CORPORATE
123.	JTPEG FSK II 6,25/2029	3	SK4000024550	26/1/2024	19 380 000	CORPORATE
124.	JTPEG FSK II 6,25/2029*	3	SK4000024550	30/1/2024	1 620 000	CORPORATE
125.	JTPEG FSK II 6,25/2029*	3	SK4000024550	2/2/2024	1 000 000	CORPORATE
126.	JTPEG FSK II 6,25/2029*	3	SK4000024550	5/2/2024	11 000 000	CORPORATE
127.	JTPEG FSK II 6,25/2029*	3	SK4000024550	7/2/2024	1 000 000	CORPORATE
128.	JTPEG FSK II 6,25/2029*	3	SK4000024550	9/2/2024	1 000 000	CORPORATE

* TRANGE

NEW BOND ISSUES AND TRANCHES ADMITTED TO BSSE MARKETS

NO.	NAME OF ISSUE	MARKET	ISIN	TRADING STARTED ON	VOLUME OF ISSUE (EUR)	SECTOR
129.	JTPEG FSK II 6,25/2029*	3	SK4000024550	12/2/2024	1 000 000	CORPORATE
130.	JTPEG FSK II 6,25/2029*	3	SK4000024550	13/2/2024	2 000 000	CORPORATE
131.	JTPEG FSK II 6,25/2029*	3	SK4000024550	19/2/2024	2 000 000	CORPORATE
132.	JTPEG FSK II 6,25/2029*	3	SK4000024550	20/2/2024	1 000 000	CORPORATE
133.	JTPEG FSK II 6,25/2029*	3	SK4000024550	22/2/2024	3 000 000	CORPORATE
134.	JTPEG FSK II 6,25/2029*	3	SK4000024550	29/2/2024	1 000 000	CORPORATE
135.	JTPEG FSK II 6,25/2029*	3	SK4000024550	1/3/2024	2 000 000	CORPORATE
136.	JTPEG FSK II 6,25/2029*	3	SK4000024550	12/3/2024	1 000 000	CORPORATE
137.	JTPEG FSK II 6,25/2029*	3	SK4000024550	14/3/2024	5 000 000	CORPORATE
138.	JTPEG FSK II 6,25/2029*	3	SK4000024550	15/3/2024	7 000 000	CORPORATE
139.	JTSEC FIN III/2029	3	SK4000026571	23/12/2024	39 401 000	CORPORATE
140.	JTSEC FINANCING III/2029	3	SK4000026035	30/10/2024	76 000 000	CORPORATE
141.	JTSEC FINANCING III/2029*	3	SK4000026035	4/11/2024	7 000 000	CORPORATE
142.	JTSEC FINANCING III/2029*	3	SK4000026035	6/11/2024	2 000 000	CORPORATE
143.	JTSEC FINANCING III/2029*	3	SK4000026035	7/11/2024	3 000 000	CORPORATE
144.	JTSEC FINANCING III/2029*	3	SK4000026035	8/11/2024	12 000 000	CORPORATE
145.	KKCG FINAN 2 5,90/2029	3	SK4000025938	18/10/2024	160 000 000	CORPORATE
146.	LSH I. EUR 7,0 % 12/27	3	SK4000023255	13/6/2024	468 000	CORPORATE
147.	LSH II. EUR 8,0 % 12/27	3	SK4000023248	13/6/2024	200 000	CORPORATE
148.	LSH III. EUR 9,0 % 12/27	3	SK4000023735	13/6/2024	2 400 000	CORPORATE
149.	Senior dlhopis TB Fix 29/10/2029	3	SK4000026019	6/11/2024	50 000 000	BANK
150.	ŠD 233/AA*	11	SK4120013400	18/4/2024	138 000 000	GOVERNMENT
151.	ŠD 233/Z*	11	SK4120013400	22/2/2024	95 600 000	GOVERNMENT
152.	ŠD 241/L*	11	SK4000017380	18/1/2024	177 000 000	GOVERNMENT
153.	ŠD 241/M*	11	SK4000017380	22/2/2024	141 000 000	GOVERNMENT
154	ŠD 241/N*	11	SK4000017380	21/3/2024	206 200 000	GOVERNMENT
155	ŠD 242/P*	11	SK4000018958	18/1/2024	97 900 000	GOVERNMENT
156	ŠD 242/R*	11	SK4000018958	23/5/2024	101 000 000	GOVERNMENT
157	ŠD 242/S*	11	SK4000018958	24/10/2024	145 000 000	GOVERNMENT
158	ŠD 242/T*	11	SK4000018958	21/11/2024	178 800 000	GOVERNMENT
159	ŠD 243/G*	11	SK4000019857	18/1/2024	996 400 000	GOVERNMENT
160	ŠD 244/I*	11	SK4000021986	18/1/2024	173 000 000	GOVERNMENT
161	ŠD 244/J*	11	SK4000021986	22/2/2024	190 400 000	GOVERNMENT
162	ŠD 244/K*	11	SK4000021986	21/3/2024	43 800 000	GOVERNMENT
163	ŠD 245/G*	11	SK4000022539	21/3/2024	232 000 000	GOVERNMENT
164	ŠD 245/H*	11	SK4000022539	20/6/2024	110 000 000	GOVERNMENT
165	ŠD 245/I*	11	SK4000022539	19/9/2024	127 400 000	GOVERNMENT
166	ŠD 245/J*	11	SK4000022539	24/10/2024	158 000 000	GOVERNMENT
167	ŠD 247/D*	11	SK4000023230	22/2/2024	184 300 000	GOVERNMENT
168	ŠD 247/E*	11	SK4000023230	21/3/2024	180 900 000	GOVERNMENT
169	ŠD 247/F*	11	SK4000023230	20/6/2024	66 000 000	GOVERNMENT
170	ŠD 247/G*	11	SK4000023230	19/9/2024	163 200 000	GOVERNMENT
171	ŠD 247/H*	11	SK4000023230	21/11/2024	151 000 000	GOVERNMENT
172	ŠD 248/A	11	SK4000024683	8/2/2024	568 000 000	GOVERNMENT
173	ŠD 248/B*	11	SK4000024683	18/4/2024	140 000 000	GOVERNMENT
174	ŠD 248/C*	11	SK4000024683	23/5/2024	49 000 000	GOVERNMENT
175	ŠD 248/D*	11	SK4000024683	19/9/2024	117 200 000	GOVERNMENT
176	ŠD 248/E*	11	SK4000024683	24/10/2024	83 000 000	GOVERNMENT
177	ŠD 248/F*	11	SK4000024683	21/11/2024	83 600 000	GOVERNMENT
178	ŠD 249/A	11	SK4000024675	8/2/2024	836 500 000	GOVERNMENT
179	ŠD 249/B*	11	SK4000024675	18/4/2024	208 300 000	GOVERNMENT
180	ŠD 249/C*	11	SK4000024675	23/5/2024	106 000 000	GOVERNMENT
181	ŠD 249/D*	11	SK4000024675	20/6/2024	222 400 000	GOVERNMENT
182	ŠD 249/E*	11	SK4000024675	19/9/2024	126 800 000	GOVERNMENT
183	ŠD 250 syndikát	11	SK4000024865	7/3/2024	3 000 000 000	GOVERNMENT
184	ŠD 250/A*	11	SK4000024865	18/4/2024	203 000 000	GOVERNMENT
185	ŠD 250/B*	11	SK4000024865	23/5/2024	501 000 000	GOVERNMENT
186	ŠD 250/C*	11	SK4000024865	20/6/2024	241 700 000	GOVERNMENT
187	ŠD 250/D*	11	SK4000024865	24/10/2024	85 000 000	GOVERNMENT
188	ŠD 250/E*	11	SK4000024865	21/11/2024	161 200 000	GOVERNMENT
189	ŠD 251 syndikát	11	SK4000026241	7/11/2024	2 000 000 000	GOVERNMENT
190	TRIPTYCH 6,40/2028	3	SK4000026282	16/12/2024	27 000 000	CORPORATE

* TRANGE

BONDS REDEEMED AT MATURITY ON BSSE MARKETS

NO.	NAME OF ISSUE	MARKET	ISIN	EXCLUSION DATE	VOLUME OF ISSUE (EUR)	SECTOR
1.	HZL VÚB 93	3	SK4120012469	18/1/2024	2 500	MORTGAGE
2.	D. SLSP ZERO1 2024	3	SK4000016762	5/2/2024	170	BANK
3.	HZL Tatra banka 89	3	SK4120012576	10/2/2024	280	MORTGAGE
4.	D Across Properties2	3	SK4000016796	10/2/2024	150 000	CORPORATE
5.	Krytý dl. TB 03 2024	3	SK4000018628	5/3/2024	5 000	BANK
6.	Dlh. JTSEC 4,60/2024	3	SK4000016846	6/3/2024	1 000	CORPORATE
7.	D GEVORKYAN 4,70/24	3	SK4120014994	15/3/2024	20 000	CORPORATE
8.	HZL VÚB 81	3	SK4120009887	27/3/2024	38	MORTGAGE
9.	EMG 4,90/2024	3	SK4000015210	29/5/2024	90 000	CORPORATE
10.	JTEF IV 2024	3	SK4120014101	31/5/2024	1 000	CORPORATE
11.	D SLSP FIX6 2024 USD	3	SK4000019154	10/6/2024	1 299	BANK
12.	Štátny dlhopis 240	11	SK4000017398	17/6/2024	2 000 000 000	GOVERNMENT
13.	D Across Funding 10	3	SK4000017471	17/6/2024	120 000	CORPORATE
14.	D SLSP FIX1 2024	3	SK4120014242	28/6/2024	5 082	BANK
15.	D FASHION EMPIRE	3	SK4000019469	1/7/2024	25 984	CORPORATE
16.	I.D.C. Holding 2024	3	SK4120011859	8/7/2024	80	CORPORATE
17.	D. Eurovea byty 2024	3	SK4000015723	12/8/2024	70 000	CORPORATE
18.	D SLSP FIX2 2024	3	SK4120014457	30/8/2024	5 000	BANK
19.	D SLSP FIX3 2024	3	SK4120014523	17/9/2024	5 000	BANK
20.	Dlhopisy HBR 2024 I	3	SK4000017729	25/9/2024	5 406	CORPORATE
21.	Dlhopis CSAG 1	3	SK4000016135	1/10/2024	100 000	CORPORATE
22.	D.TMR III 4,40%/2024	3	SK4120014598	10/10/2024	90 000	CORPORATE
23.	HZL UCB 1,4/2024	3	SK4120011131	15/10/2024	5 000 000	MORTGAGE
24.	Štátny dlhopis 223	11	SK4120008871	15/11/2024	3 000 000 000	GOVERNMENT
25.	Dlhopisy JTEF V 2024	3	SK4120014697	15/11/2024	800	CORPORATE
26.	D SLSP FIX4 2024	3	SK4120014754	29/11/2024	5 000	BANK
27.	D SLSP FIX7 2024	3	SK4000022067	29/11/2024	50 000	BANK
28.	Kryté dl.SLSP 2024 I	3	SK4120014812	5/12/2024	2 500	BANK
29.	D SLSP FIX5 2024	3	SK4120014796	6/12/2024	5 000	BANK
30.	D Mint Met.4,75/2024	3	SK4000020053	9/12/2024	12 000	CORPORATE
31.	Dlhopisy HBR 2024 II	3	SK4000018198	11/12/2024	1 865	CORPORATE

* NOMINAL VALUE (CZK)

MEMBERS OF THE BSSE

LIST OF BSSE MEMBERS IN 2024

MEMBER
365.BANK, a.s.
ČESKOSLOVENSKÁ OBCHODNÁ BANKA, a.s.
J&T BANKA, a.s., pobočka zahraničnej banky
NÁRODNÁ BANKA SLOVENSKA *
PATRIA FINANCE, a.s.
PRIMA BANKA SLOVENSKO, a.s.
RM - S MARKET o.c.p., a.s.
SLOVENSKÁ SPORITEĽŇA, a.s.
TATRA BANKA, a.s.
VŠEOBECNÁ ÚVEROVÁ BANKA, a.s.

* ENTITY AUTHORISED TO STOCK EXCHANGE TRADING; NBS DOES NOT INTERMEDIATE PURCHASE AND SALE OF SECURITIES

TOP 5 BSSE MEMBERS IN 2024

RANK	MEMBER	SHARES - TURNOVER (EUR)	SHARE (%)
1.	TATRA BANKA, a.s.	2 607 919	41.41%
2.	J&T BANKA, a.s., pobočka zahraničnej banky	2 155 194	34.22%
3.	PATRIA FINANCE, a.s.	783 118	12.43%
4.	SLOVENSKÁ SPORITEĽŇA, a.s.	279 329	4.44%
5.	RM - S MARKET o.c.p., a.s.	254 631	4.04%
	TOTAL TOP 5	**6 080 191**	**96.54%**
	TOTAL BSSE	**6 297 824**	**100.00%**

RANK	MEMBER	BONDS - TURNOVER (EUR)	SHARE (%)
1.	J&T BANKA, a.s., pobočka zahraničnej banky	751 836 425	87.15%
2.	TATRA BANKA, a.s.	80 714 404	9.36%
3.	SLOVENSKÁ SPORITEĽŇA, a.s.	24 812 517	2.88%
4.	RM - S Market o.c.p., a.s.	2 746 336	0.32%
5.	VŠEOBECNÁ ÚVEROVÁ BANKA, a.s.	2 446 580	0.28%
	TOTAL TOP 5	**862 556 262**	**99.26%**
	TOTAL BSSE	**868 943 623**	**100.00%**

RANK	MEMBER	TOTAL - TURNOVER (EUR)	SHARE (%)
1.	J&T BANKA, a.s., pobočka zahraničnej banky	753 991 619	86.77%
2.	TATRA BANKA, a.s.	83 322 323	9.59%
3.	SLOVENSKÁ SPORITEĽŇA, a.s.	25 091 845	2.89%
4.	RM - S Market o.c.p., a.s.	3 000 967	0.35%
5.	VŠEOBECNÁ ÚVEROVÁ BANKA, a.s.	2 641 225	0.30%
	TOTAL TOP 5	**868 047 979**	**99.90%**
	TOTAL BSSE	**868 943 623**	**100.00%**

MTF ANNUAL STATISTIC

MTF - BASIC DATA

	2024	2023	2022
NUMBER OF TRADING DAYS	**250**	**247**	**250**
TOTAL TRADING VOLUME (EUR)	**81 939**	**112 731**	**53 221**
AVERAGE DAILY VOLUME (EUR)	**328**	**456**	**213**

SHARES AND COOPERATIVE UNITS

TOTAL TRADING VOLUME (EUR)	81 939	112 731	53 221
AVERAGE DAILY VOLUME (EUR)	328	456	213
NUMBER OF ISSUES	**18**	**18**	**19**
SHARES	15	15	16
COOPERATIVE UNITS	3	3	3

BONDS

TOTAL TRADING VOLUME (EUR)	0	0	0
AVERAGE DAILY VOLUME (EUR)	0	0	0
NUMBER OF ISSUES	**0**	**0**	**0**

MTF TRADING VOLUMES OVER LAST 5 YEARS

TOTAL VOLUMES

YEAR	ELECTRONIC ORDER BOOK TRANSACTIONS			NEGOTIATED TRANSACTIONS			TOTAL			
	VOLUME (EUR)	AMOUNT (UNITS)	NO/ OF TR/	VOLUME (EUR)	AMOUNT (UNITS)	NO/ OF TR/	VOLUME (EUR)	VOLUME (USD)	AMOUNT (UNITS)	NO/ OF TR/
2020	25 315	201	53	0	0	0	25 315	29 612	201	53
2021	203 862	3 852	113	0	0	0	203 862	231 057	3 852	113
2022	53 221	1 650	91	0	0	0	53 221	55 608	1 650	91
2023	112 731	587	95	0	0	0	112 731	120 712	587	95
2024	81 939	468	138	0	0	0	81 939	88 806	468	138

SHARES AND COOPERATIVE UNITS

YEAR	ELECTRONIC ORDER BOOK TRANSACTIONS			NEGOTIATED TRANSACTIONS			TOTAL			
	VOLUME (EUR)	AMOUNT (UNITS)	NO/ OF TR/	VOLUME (EUR)	AMOUNT (UNITS)	NO/ OF TR/	VOLUME (EUR)	VOLUME (USD)	AMOUNT (UNITS)	NO/ OF TR/
2020	25 315	201	53	0	0	0	25 315	29 612	201	53
2021	203 862	3 852	113	0	0	0	203 862	231 057	3 852	113
2022	53 221	1 650	91	0	0	0	53 221	55 608	1 650	91
2023	112 731	587	95	0	0	0	112 731	120 712	587	95
2024	81 939	468	138	0	0	0	81 939	88 806	468	138

BONDS

YEAR	ELECTRONIC ORDER BOOK TRANSACTIONS			NEGOTIATED TRANSACTIONS			TOTAL			
	VOLUME (EUR)	AMOUNT (UNITS)	NO/ OF TR/	VOLUME (EUR)	AMOUNT (UNITS)	NO/ OF TR/	VOLUME (EUR)	VOLUME (USD)	AMOUNT (UNITS)	NO/ OF TR/
2020	0	0	0	0	0	0	0	**0**	0	0
2021	0	0	0	0	0	0	0	**0**	0	0
2022	0	0	0	0	0	0	0	**0**	0	0
2023	0	0	0	0	0	0	0	**0**	0	0
2024	0	0	0	0	0	0	0	**0**	0	0

MTF - TOTAL TRADING VOLUME - 2024

	ELECTRONIC ORDER BOOK TRANSACTIONS			NEGOTIATED TRANSACTIONS			TOTAL			
	VOLUME (EUR)	AMOUNT (UNITS)	NO/ OF TR/	VOLUME (EUR)	AMOUNT (UNITS)	NO/ OF TR/	VOLUME (EUR)	VOLUME (USD)	AMOUNT (UNITS)	NO/ OF TR/
01/2024	3 868	39	17	0	0	0	3 868	4 192	39	17
02/2024	7 312	71	28	0	0	0	7 312	7 924	71	28
03/2024	7 938	44	14	0	0	0	7 938	8 582	44	14
04/2024	5 968	24	7	0	0	0	5 968	6 397	24	7
05/2024	3 056	32	14	0	0	0	3 056	3 316	32	14
06/2024	1 146	12	4	0	0	0	1 146	1 227	12	4
07/2024	2 748	13	5	0	0	0	2 748	2 976	13	5
08/2024	2 270	32	10	0	0	0	2 270	2 517	32	10
09/2024	2 940	19	7	0	0	0	2 940	3 291	19	7
10/2024	38 380	122	12	0	0	0	38 380	41 766	122	12
11/2024	2 329	16	7	0	0	0	2 329	2 460	16	7
12/2024	3 983	44	13	0	0	0	3 983	4 160	44	13
SUM	**81 939**	**468**	**138**	**0**	**0**	**0**	**81 939**	**88 806**	**468**	**138**

SHARES AND COOPERATIVE UNITS

	ELECTRONIC ORDER BOOK TRANSACTIONS			NEGOTIATED TRANSACTIONS			TOTAL			
	VOLUME (EUR)	AMOUNT (UNITS)	NO/ OF TR/	VOLUME (EUR)	AMOUNT (UNITS)	NO/ OF TR/	VOLUME (EUR)	VOLUME (USD)	AMOUNT (UNITS)	NO/ OF TR/
01/2024	3 868	39	17	0	0	0	3 868	4 192	39	17
02/2024	7 312	71	28	0	0	0	7 312	7 916	71	28
03/2024	7 938	44	14	0	0	0	7 938	8 582	44	14
04/2024	5 968	24	7	0	0	0	5 968	6 397	24	7
05/2024	3 056	32	14	0	0	0	3 056	3 316	32	14
06/2024	1 146	12	4	0	0	0	1 146	1 227	12	4
07/2024	2 748	13	5	0	0	0	2 748	2 976	13	5
08/2024	2 270	32	10	0	0	0	2 270	2 517	32	10
09/2024	2 940	19	7	0	0	0	2 940	3 291	19	7
10/2024	38 380	122	12	0	0	0	38 380	41 766	122	12
11/2024	2 329	16	7	0	0	0	2 329	2 460	16	7
12/2024	3 983	44	13	0	0	0	3 983	4 160	44	13
SUM	**81 939**	**468**	**138**	**0**	**0**	**0**	**81 939**	**88 798**	**468**	**138**

BONDS

	ELECTRONIC ORDER BOOK TRANSACTIONS			NEGOTIATED TRANSACTIONS			TOTAL			
	VOLUME (EUR)	AMOUNT (UNITS)	NO/ OF TR/	VOLUME (EUR)	AMOUNT (UNITS)	NO/ OF TR/	VOLUME (EUR)	VOLUME (USD)	AMOUNT (UNITS)	NO/ OF TR/
01/2024	0	0	0	0	0	0	0	0	0	0
02/2024	0	0	0	0	0	0	0	0	0	0
03/2024	0	0	0	0	0	0	0	0	0	0
04/2024	0	0	0	0	0	0	0	0	0	0
05/2024	0	0	0	0	0	0	0	0	0	0
06/2024	0	0	0	0	0	0	0	0	0	0
07/2024	0	0	0	0	0	0	0	0	0	0
08/2024	0	0	0	0	0	0	0	0	0	0
09/2024	0	0	0	0	0	0	0	0	0	0
10/2024	0	0	0	0	0	0	0	0	0	0
11/2024	0	0	0	0	0	0	0	0	0	0
12/2024	0	0	0	0	0	0	0	0	0	0
SUM	**0**	**0**	**0**	**0**	**0**	**0**	**0**	**0**	**0**	**0**

AMOUNT (UNITS) - AMOUNT OF TRANSFERRED UNITS OF SECURITIES
NO/ OF TR/ - NUMBER OF TRANSACTIONS
USD CONVERSIONS ARE CALCULATED WITH AN EXCHANGE RATE AT THE END OF MONTH

MTF - MARKET CAPITALISATION OF SHARES AND COOPERATIVE UNITS DEVELOPMENT

MARKET	EUR 31/12/2023	EUR 31/01/2024	EUR 28/02/2024	EUR 31/03/2024	EUR 30/04/2024	EUR 31/05/2024	EUR 30/06/2024
SHARES AND COOPERATIVE UNITS TOTAL	**1 092 361 133**	**1 107 361 133**	**1 122 361 133**	**1 122 361 133**	**1 146 361 133**	**1 137 361 133**	**1 137 361 133**
REAL	1 086 971 393	1 101 971 393	1 116 971 393	1 116 971 393	1 140 971 393	1 131 971 393	1 131 971 393
NOMINAL	2 805 051	2 805 051	2 805 051	2 805 051	2 805 051	2 805 051	2 805 051
COOPERATIVE UNITS	2 584 689	2 584 689	2 584 689	2 584 689	2 584 689	2 584 689	2 584 689

MARKET	EUR 31/07/2024	EUR 31/08/2024	EUR 30/09/2024	EUR 31/10/2024	EUR 30/11/2024	EUR 31/12/2024
SHARES AND COOPERATIVE UNITS TOTAL	**1 137 361 133**	**1 137 361 133**	**1 139 299 556**	**1 226 299 556**	**1 140 914 909**	**1 138 976 486**
REAL	1 131 971 393	1 131 971 393	1 133 909 817	1 220 909 817	1 135 525 170	1 133 586 746
NOMINAL	2 805 051	2 805 051	2 805 051	2 805 051	2 805 051	2 805 051
COOPERATIVE UNITS	2 584 689	2 584 689	2 584 689	2 584 689	2 584 689	2 584 689

MARKET	USD 31/12/2023	USD 31/01/2024	USD 28/02/2024	USD 31/03/2024	USD 30/04/2024	USD 31/05/2024	USD 30/06/2024
SHARES AND COOPERATIVE UNITS TOTAL	**1 207 059 051**	**1 200 047 259**	**1 215 068 162**	**1 213 384 620**	**1 228 669 862**	**1 234 036 829**	**1 217 545 092**
REAL	1 201 103 390	1 194 206 399	1 209 233 230	1 207 557 773	1 222 893 139	1 228 188 962	1 211 775 377
NOMINAL	3 099 581	3 039 833	3 036 748	3 032 540	3 006 453	3 043 480	3 002 807
COOPERATIVE UNITS	2 856 081	2 801 027	2 798 184	2 794 307	2 770 269	2 804 387	2 766 909

MARKET	USD 31/07/2024	USD 31/08/2024	USD 30/09/2024	USD 31/10/2024	USD 30/11/2024	USD 31/12/2024
SHARES AND COOPERATIVE UNITS TOTAL	**1 231 534 634**	**1 260 992 288**	**1 275 559 783**	**1 334 459 177**	**1 205 034 327**	**1 189 547 041**
REAL	1 225 698 625	1 255 016 684	1 269 525 431	1 328 594 063	1 199 341 685	1 183 917 998
NOMINAL	3 037 309	3 109 960	3 140 535	3 052 456	2 962 694	2 929 595
COOPERATIVE UNITS	2 798 701	2 865 644	2 893 817	2 812 658	2 729 948	2 699 449

DEVELOPMENT OF NUMBER OF ISSUES

MARKET	31/12/2023	31/01/2024	28/02/2024	31/03/2024	30/04/2024	31/05/2024	30/06/2024
SHARES AND COOPERATIVE UNITS TOTAL	**18**	**18**	**18**	**18**	**18**	**18**	**18**
REAL	13	13	13	13	13	13	13
NOMINAL	2	2	2	2	2	2	2
COOPERATIVE UNITS	3	3	3	3	3	3	3

MARKET	31/07/2024	31/08/2024	30/09/2024	31/10/2024	30/11/2024	31/12/2024
SHARES AND COOPERATIVE UNITS TOTAL	**18**	**18**	**18**	**18**	**18**	**18**
REAL	13	13	13	13	13	13
NOMINAL	2	2	2	2	2	2
COOPERATIVE UNITS	3	3	3	3	3	3

REAL … MARKET CAPITALISATION OF ISSUES THAT HAVE A MARKET PRICE
NOMINAL … NOMINAL VALUE OF ISSUES THAT HAVE NOT HAD A MARKET PRICE SO FAR
USD CONVERSIONS ARE CALCULATED WITH AN EXCHANGE RATE AT THE END OF MONTH

MTF - SHARES AND COOPERATIVE UNITS

NAME OF SECURITY	ISIN	ELECTRONIC ORDER BOOK TRANSACTIONS			NEGOTIATED TRANSACTIONS			TOTAL VOLUME (EUR)	AVERAGE PRICE (EUR)	DATE OF AVERAGE PRICE
		VOLUME (EUR)	AMOUNT (UNITS)	NO/ OF TR/	VOLUME (EUR)	AMOUNT (UNITS)	NO/ OF TR/			
Allianz-Slov/ poist/	SK1110004407	75 016	240	47	0	0	0	75 016	292.00	18/12/2024
Zentiva 2	SK1120004439	6 923	228	91	0	0	0	6 923	31.00	11/12/2024

AMOUNT (UNITS) - AMOUNT OF TRANSFERRED UNITS OF SECURITIES
NO/ OF TR/ - NUMBER OF TRANSACTIONS
AVERAGE PRICE - LAST AVERAGE PRICE

SHARE ISSUES AND COOPERATIVE UNITS ADMITTED TO THE MTF

NO/	NAME OF ISSUE	MARKET	ISIN	DATE OF START OF TRADING	AMOUNT OF ISSUE IN EUR

SHARE ISSUES AND COOPERATIVE UNITS EXCLUDED FROM MTF

NO/	NAME OF ISSUE	MARKET	ISIN	EXCLUSION DATE	